



# Club Health Assessment for District 300A 1 through June 2025

			Status	Membership							Reports					Finance		LCIF
Club Number	Club Name	Charter Date		Current Member Count	YTD Members Added	YTD Members Dropped	YTD Net Growth	YTD Net Growth%	Member Count 12 Months Ago	Avg. length of service for dropped members	Months Since Last MMR ***	Yrs. Since Last Officer Report	President Rotation	Vice President Reported ****	Months Since Last Activity Report ***	Account Balance	Donations for current Fiscal Year	
			Number of times on status quo within last two years	If below 15 members appears	If net loss is greater than 20% appears					If no report in 3 months appears in		When more than one year appears in	Number of repeat terms	Notes the officers that do not have an active	If no report at 12 months appears in red			
Clubs less than two years old																		
155359	Taipei Bai-Fu	09/07/2023	Active	46	9	8	1	2.22%	45	1	0			P,S,T,M,VP SC	3		\$4,000.00	
182022	Taipei Chi Chia	06/22/2025	Newly Chartered	30	30	0	30	100.00%	0		0			P,S,T,M,VP SC	N/R			
179825	Taipei Dragon Rise	12/27/2024	Active	18	20	2	18	100.00%	0	0	0			P,S,T,M,VP SC	N/A			
181427	Taipei Fu Hua	06/25/2025	Newly Chartered	20	30	10	20	100.00%	0	0	0			P,S,T,M,VP SC	N/A			
155360	Taipei Great Wisdom	09/07/2023	Active	38	4	2	2	5.56%	36	1	3			P,S,T,M,VP SC	N/R			
182616	Taipei Jin Chen	06/25/2025	Newly Chartered	30	30	0	30	100.00%	0		0			P,S,T,M,VP SC	N/A			
156160	Taipei Medicine	01/22/2024	Active	25	1	6	-5	-16.67%	30	1	0		2	P,S,T,M,VP SC	N/A			
181423	Taipei Public	06/25/2025	Newly Chartered	30	30	0	30	100.00%	0		0			P,S,T,M,VP SC	N/A			
182021	Taipei Sing Fu	06/04/2025	Newly Chartered	26	30	4	26	100.00%	0	0	0			P,S,T,M,VP SC	N/A			
156162	Taipei Starlux	03/18/2024	Active	15	12	27	-15	-50.00%	30	0	0		2	P,S,T,M,VP SC	N/A			
157392	Taipei Success Palace	03/19/2024	Active	30	26	76	-50	-62.50%	80	1	0			P,S,T,M,VP SC	N/R		\$2,000.00	
Clubs more than two years old																		
23395	PEITOU	05/18/1968	Active	26	8	8	0	0.00%	26	4	0			P,S,T,M,VP SC	21	90+ Days	\$4,000.00	
Exc Award (06/30/2016, 06/30/2017, 06/30/20)																		
23453	TAIPEI 32ND OF TAIPEI	09/19/1972	Active	31	7	2	5	19.23%	26	3	1			P,S,T,M,VP SC	21		\$3,500.00	
Exc Award (06/30/2017, 06/30/2018, 06/30/20)																		
46144	TAIPEI AI HSIN	05/02/1986	Active	27	7	1	6	28.57%	21	0	0			P,S,T,M,VP SC	24+	90+ Days	\$6,300.00	
Exc Award (06/30/2017, 06/30/2018)																		
39739	TAIPEI BRIGHT	04/03/1981	Active	21	1	5	-4	-16.00%	25	2	0			P,S,T,M,VP SC	21		\$4,000.00	
Exc Award (06/30/2018, 06/30/2020, 06/30/20)																		
48887	TAIPEI CENDY	09/08/1988	Active	31	6	7	-1	-3.13%	32	5	0			P,S,T,M,VP SC	21		\$5,150.00	
Exc Award (06/30/2017, 06/30/2018, 06/30/20)																		
103310	TAIPEI CHAMPION	07/22/2008	Active	20	5	2	3	17.65%	17	4	2			P,S,T,M,VP SC	1		\$1,000.00	
Exc Award (06/30/2017)																		



# Club Health Assessment for District 300A 1 through June 2025

			Status	Membership							Reports					Finance	LCIF
Club Number	Club Name	Charter Date		Current Member Count	YTD Members Added	YTD Members Dropped	YTD Net Growth	YTD Net Growth%	Member Count 12 Months Ago	Avg. length of service for dropped members	Months Since Last MMR ***	Yrs. Since Last Officer Report	President Rotation	Vice President Reported ****	Months Since Last Activity Report ***	Account Balance	Donations for current Fiscal Year
			Number of times on status quo within last two years	If below 15 members appears				If net loss is greater than 20% appears			If no report in 3 months appears in	When more than one year appears in	Number of repeat terms	Notes the officers that do not have an active	If no report at 12 months red		
41751	TAIPEI CHANG PAI SHAN Exc Award (06/30/2017)	07/08/1982	Active	6	6	10	-4	-40.00%	10	7	0		None	P,S,T,M,VP SC	21		\$1,000.00
48850	TAIPEI CHARITY Exc Award (06/30/2016)	08/08/1988	Active	21	4	8	-4	-16.00%	25	11	0			P,S,T,M,VP SC	21		\$12,600.00
60857	TAIPEI CHENG SHIH Exc Award (06/30/2016, 06/30/2017, 06/30/2018)	06/08/1998	Active	19	5	5	0	0.00%	19	17	0			P,S,T,M,VP SC	1		\$1,000.00
54728	TAIPEI CHENTE Exc Award (06/30/2018, 06/30/2024)	07/09/1993	Active	25	1	3	-2	-7.41%	27	12	0			P,S,T,M,VP SC	21		\$13,000.00
49777	TAIPEI CHI LIN Exc Award (06/30/2016, 06/30/2017, 06/30/2018)	07/13/1989	Active	27	4	13	-9	-25.00%	36	1	0			P,S,T,M,VP SC	5		\$7,000.00
89121	TAIPEI CHIA LIEN Exc Award (06/30/2016, 06/30/2017, 06/30/2018)	08/22/2005	Active	28	5	9	-4	-12.50%	32	9	0			P,S,T,M,VP SC	6		\$3,000.00
139196	Taipei Chien Ho	07/11/2019	Active	16	7	8	-1	-5.88%	17	5	0		None	P,S,T,M,VP SC	N/R		
37001	TAIPEI CHIEN KUNG	04/30/1979	Active	21	11	3	8	61.54%	13	7	1			P,S,T,M,VP SC	5		\$210.00
50119	TAIPEI CHIN CHAN Exc Award (06/30/2016, 06/30/2017, 06/30/2018)	01/22/1990	Active	21	4	2	2	10.53%	19	6	5			P,S,T,M,VP SC	22		\$2,000.00
23422	TAIPEI CHUNG HSIN Exc Award (06/30/2019)	10/24/1972	Active	33	5	3	2	6.45%	31	26	0			P,S,T,M,VP SC	18		\$2,800.00
23462	TAIPEI CHUNG SHAN Exc Award (06/30/2017, 06/30/2018, 06/30/2019)	05/10/1968	Active	21	3	0	3	16.67%	18		4			P,S,T,M,VP SC	21		\$3,000.00
23433	TAIPEI CITY Exc Award (06/30/2016, 06/30/2018)	04/24/1961	Active	20	0	1	-1	-4.76%	21	42	0			P,S,T,M,VP SC	21		\$2,000.00
64317	TAIPEI ELITE Exc Award (06/30/2023)	05/21/2001	Active	20	1	1	0	0.00%	20	3	5		2	P,S,T,M,VP SC	21		\$10,000.00
62800	TAIPEI ELITIST	02/21/2000	Active	21	2	2	0	0.00%	21	7	1			P,S,T,M,VP SC	21		\$5,000.00
88961	TAIPEI EVER HEART	07/15/2005	Active	13	7	3	4	44.44%	9	4	4			P,S,T,M,VP SC	24+		\$1,000.00
89056	TAIPEI FLYING EAGLE Exc Award (06/30/2017, 06/30/2018, 06/30/2019)	08/08/2005	Active	36	5	4	1	2.86%	35	6	0			P,S,T,M,VP SC	3		\$27,100.00



# Club Health Assessment for District 300A 1 through June 2025

			Status	Membership							Reports					Finance		LCIF
Club Number	Club Name	Charter Date		Current Member Count	YTD Members Added	YTD Members Dropped	YTD Net Growth	YTD Net Growth%	Member Count 12 Months Ago	Avg. length of service for dropped members	Months Since Last MMR ***	Yrs. Since Last Officer Report	President Rotation	Vice President Reported ****	Months Since Last Activity Report ***	Account Balance	Donations for current Fiscal Year	
			Number of times on status quo within last two years	If below 15 members appears				If net loss is greater than 20% appears			If no report in 3 months appears	When more than one year appears in	Number of repeat terms	Notes the officers that do not have an active	If no report at 12 months appears in red			
31593	TAIPEI FONG LAI	01/21/1976	Active	18	3	0	3	20.00%	15		0			P,S,T,M,VP SC	21		\$5,000.00	
	Exc Award (06/30/2017, 06/30/2018)																	
120551	Taipei Global	10/11/2013	Active	15	8	8	0	0.00%	15	4	0			P,S,T,M,VP SC	N/A		\$2,000.00	
	Exc Award (06/30/2017, 06/30/2018)																	
47819	TAIPEI GOLDEN CITY	10/26/1987	Active	19	2	1	1	5.56%	18	29	1			P,S,T,M,VP SC	1		\$3,000.00	
	Exc Award (06/30/2017, 06/30/2018, 06/30/2019)																	
84064	TAIPEI GREAT LOVE	08/25/2004	Active	20	9	15	-6	-23.08%	26	6	0			P,S,T,M,VP SC	21			
	Exc Award (06/30/2019, 06/30/2020)																	
143678	Taipei Greater China	12/11/2020	Active	20	6	11	-5	-20.00%	25	4	0			P,S,T,M,VP SC	N/A		\$7,100.00	
139232	Taipei Ho-Lo	07/11/2019	Active	45	6	2	4	9.76%	41	5	0			P,S,T,M,VP SC	9		\$11,000.00	
	Exc Award (06/30/2020)																	
23426	TAIPEI HOST	06/24/1953	Active	53	2	3	-1	-1.85%	54	20	1			P,S,T,M,VP SC	0		\$5,000.00	
	Exc Award (06/30/2018, 06/30/2020, 06/30/2021)																	
126781	Taipei Hua Hsin	02/16/2016	Active	3	1	18	-17	-85.00%	20	3	0		None	P,S,T,M,VP SC	N/A		\$1,000.00	
	Exc Award (06/30/2019, 06/30/2020, 06/30/2021)																	
97291	TAIPEI HUNG YUAN	06/12/2006	Active	25	5	8	-3	-10.71%	28	11	0			P,S,T,M,VP SC	6		\$1,000.00	
	Exc Award (06/30/2019, 06/30/2023, 06/30/2024)																	
36158	TAIPEI HWA SHIAH L C	10/11/1978	Active	25	1	2	-1	-3.85%	26	19	0			P,S,T,M,VP SC	22		\$1,000.00	
	Exc Award (06/30/2016, 06/30/2017, 06/30/2018)																	
47847	TAIPEI JOINERS	11/03/1987	Active	45	0	0	0	0.00%	45		0			P,S,T,M,VP SC	21		\$3,000.00	
	Exc Award (06/30/2017, 06/30/2018, 06/30/2019)																	
54094	TAIPEI KANG NING	02/16/1993	Active	26	5	11	-6	-18.75%	32	2	0			P,S,T,M,VP SC	4		\$2,000.00	
	Exc Award (06/30/2018, 06/30/2019, 06/30/2020)																	
47007	TAIPEI KUO CHIANG	03/03/1987	Active	18	5	2	3	20.00%	15	2	0			P,S,T,M,VP SC	1		\$1,000.00	
	Exc Award (06/30/2017, 06/30/2018, 06/30/2019)																	
135924	Taipei Liang Dian	07/13/2018	Active	36	4	4	0	0.00%	36	7	0			P,S,T,M,VP SC	5		\$20,000.00	
	Exc Award (06/30/2019)																	
41568	TAIPEI MIN SHEN	06/22/1982	Active	38	13	5	8	26.67%	30	21	0			P,S,T,M,VP SC	22		\$5,000.00	
	Exc Award (06/30/2018, 06/30/2020, 06/30/2021)																	



# Club Health Assessment for District 300A 1 through June 2025

			Status	Membership							Reports					Finance	LCIF
Club Number	Club Name	Charter Date		Current Member Count	YTD Members Added	YTD Members Dropped	YTD Net Growth	YTD Net Growth%	Member Count 12 Months Ago	Avg. length of service for dropped members	Months Since Last MMR ***	Yrs. Since Last Officer Report	President Rotation	Vice President Reported ****	Months Since Last Activity Report ***	Account Balance	Donations for current Fiscal Year
			Number of times on status quo within last two years	If below 15 members appears					If net loss is greater than 20% appears			If no report in 3 months appears in	When more than one year appears in	Number of repeat terms	Notes the officers that do not have an active	If no report at 12 months appears in red	
31154	TAIPEI MING TEH	08/29/1975	Active	20	2	12	-10	-33.33%	30	4	11			P,S,T,M,VP SC	21		\$1,000.00
Exc Award (06/30/2018)																	
42002	TAIPEI NEI HU	11/22/1982	Active	77	17	4	13	20.31%	64	41	0			P,S,T,M,VP SC	21		\$2,000.03
Exc Award (06/30/2016, 06/30/2023)																	
106155	TAIPEI NEW FUHSING	07/28/2009	Active	29	11	18	-7	-19.44%	36	4	0			P,S,T,M,VP SC	21		\$5,000.00
Exc Award (06/30/2016, 06/30/2019)																	
133613	Taipei New Xiangshan	01/17/2018	Active	17	18	13	5	41.67%	12	3	0			P,S,T,M,VP SC	3		
Exc Award (06/30/2019)																	
23445	TAIPEI NORTHWEST	05/01/1964	Active	21	2	4	-2	-8.70%	23	14	0			P,S,T,M,VP SC	21		\$1,000.00
Exc Award (06/30/2017, 06/30/2023, 06/30/20)																	
23446	TAIPEI OVERSEAS	04/29/1964	Active	24	5	6	-1	-4.00%	25	25	0			P,S,T,M,VP SC	24+		\$1,000.00
Exc Award (06/30/2017, 06/30/2018)																	
33047	TAIPEI PEACE	11/29/1976	Active	49	13	24	-11	-18.33%	60	11	5			P,S,T,M,VP SC	21		\$9,000.00
Exc Award (06/30/2016, 06/30/2018, 06/30/20)																	
49115	TAIPEI RITZ	12/27/1988	Active	26	5	6	-1	-3.70%	27	13	0			P,S,T,M,VP SC	0		\$5,000.00
Exc Award (06/30/2016, 06/30/2018, 06/30/20)																	
120344	Taipei Ritzlady	09/13/2013	Active	31	5	0	5	19.23%	26		0			P,S,T,M,VP SC	21		\$19,900.00
Exc Award (06/30/2017, 06/30/2018, 06/30/20)																	
42101	TAIPEI RONG CHERNG	12/27/1982	Active	45	7	9	-2	-4.26%	47	13	1			P,S,T,M,VP SC	7		\$3,000.00
Exc Award (06/30/2016, 06/30/2018, 06/30/20)																	
48974	TAIPEI RONG HUANG	10/25/1988	Active	25	5	7	-2	-7.41%	27	10	0			P,S,T,M,VP SC	7		\$4,400.00
Exc Award (06/30/2024)																	
125525	Taipei Rongyu	08/18/2015	Active	25	3	5	-2	-7.41%	27	4	0			P,S,T,M,VP SC	N/A		\$2,000.00
Exc Award (06/30/2017)																	
109847	TAIPEI SEVEN HEART	12/10/2010	Active	26	7	17	-10	-27.78%	36	5	0			P,S,T,M,VP SC	3	90+ Days	\$2,000.00
Exc Award (06/30/2016, 06/30/2017, 06/30/20)																	
49313	TAIPEI SHENG SHIN	03/15/1989	Active	29	6	6	0	0.00%	29	7	0			P,S,T,M,VP SC	21		\$3,100.00
Exc Award (06/30/2017, 06/30/2019)																	
23448	TAIPEI SHIH LIN	08/31/1973	Active	24	5	8	-3	-11.11%	27	5	0			P,S,T,M,VP SC	24+		\$4,000.00



# Club Health Assessment for District 300A 1 through June 2025

			Status	Membership							Reports					Finance	LCIF
Club Number	Club Name	Charter Date		Current Member Count	YTD Members Added	YTD Members Dropped	YTD Net Growth	YTD Net Growth%	Member Count 12 Months Ago	Avg. length of service for dropped members	Months Since Last MMR ***	Yrs. Since Last Officer Report	President Rotation	Vice President Reported ****	Months Since Last Activity Report ***	Account Balance	Donations for current Fiscal Year
			Number of times on status quo within last two years	If below 15 members appears				If net loss is greater than 20% appears			If no report in 3 months appears in	When more than one year appears in	Number of repeat terms	Notes the officers that do not have an active	If no report at 12 months appears in red		
Exc Award (06/30/2018, 06/30/2019)																	
43915	TAIPEI SHIH PAI	05/08/1984	Active	66	53	20	33	100.00%	33	4	0			P,S,T,M,VP SC	3		\$16,000.00
Exc Award (06/30/2017, 06/30/2023, 06/30/20)																	
84411	TAIPEI SHIN YUEH	11/11/2004	Active	19	10	2	8	72.73%	11	7	0			P,S,T,M,VP SC	21		\$5,000.00
Exc Award (06/30/2017, 06/30/2019, 06/30/20)																	
68920	TAIPEI SINCERE	06/10/2003	Active	17	2	2	0	0.00%	17	17	0			P,S,T,M,VP SC	21		\$1,800.00
Exc Award (06/30/2016, 06/30/2017, 06/30/20)																	
100427	TAIPEI SONG YUEO	10/29/2007	Active	27	2	0	2	8.00%	25		9			P,S,T,M,VP SC	2		\$1,000.00
Exc Award (06/30/2017, 06/30/2018)																	
23451	TAIPEI SOUTHWEST	04/09/1965	Active	32	10	9	1	3.23%	31	11	0			P,S,T,M,VP SC	21	90+ Days	\$4,000.00
Exc Award (06/30/2016, 06/30/2017)																	
53915	TAIPEI STRONGSHINE	12/21/1992	Active	20	17	2	15	300.00%	5	0	0			P,S,T,M,VP SC	1		\$220.00
Exc Award (06/30/2018)																	
42696	TAIPEI SUN	05/19/1983	Active	25	0	1	-1	-3.85%	26	2	0			P,S,T,M,VP SC	17		\$2,000.00
Exc Award (06/30/2018, 06/30/2023)																	
23452	TAIPEI SUNG SHAN	04/15/1969	Active	28	4	5	-1	-3.45%	29	8	0			P,S,T,M,VP SC	21		\$1,000.00
Exc Award (06/30/2017, 06/30/2018, 06/30/20)																	
38704	TAIPEI SUNG SHAN TSU YOU	06/16/1980	Active	35	4	4	0	0.00%	35	15	0			P,S,T,M,VP SC	24+		\$11,600.00
Exc Award (06/30/2017, 06/30/2019, 06/30/20)																	
39641	TAIPEI SZE WEI	03/31/1981	Active	16	3	4	-1	-5.88%	17	8	0		None	P,S,T,M,VP SC	21		\$5,000.00
Exc Award (06/30/2018)																	
30789	TAIPEI TAO CHIANG	05/06/1975	Active	28	2	9	-7	-20.00%	35	9	0			P,S,T,M,VP SC	1		\$16,800.00
Exc Award (06/30/2017, 06/30/2018, 06/30/20)																	
61086	TAIPEI TIEN MEI	08/18/1998	Active	26	4	6	-2	-7.14%	28	4	1			P,S,T,M,VP SC	24+	90+ Days	\$2,000.00
Exc Award (06/30/2016, 06/30/2023)																	
33899	TAIPEI TIEN MU	05/06/1977	Active	35	4	4	0	0.00%	35	23	0			P,S,T,M,VP SC	1		\$10,100.00
Exc Award (06/30/2018)																	
66330	TAIPEI TOP 1	06/28/2002	Active	16	5	5	0	0.00%	16	6	0			P,S,T,M,VP SC	21	90+ Days	
Exc Award (06/30/2018, 06/30/2019, 06/30/20)																	



# Club Health Assessment for District 300A 1 through June 2025

Club Number	Club Name	Charter Date	Status	Membership							Reports					Finance	LCIF
				Current Member Count	YTD Members Added	YTD Members Dropped	YTD Net Growth	YTD Net Growth%	Member Count 12 Months Ago	Avg. length of service for dropped members	Months Since Last MMR ***	Yrs. Since Last Officer Report	President Rotation	Vice President Reported ****	Months Since Last Activity Report ***	Account Balance	Donations for current Fiscal Year
			Number of times on status quo within last two years	If below 15 members appears				If net loss is greater than 20% appears			If no report in 3 months appears in	When more than one year appears in	Number of repeat terms	Notes the officers that do not have an active	If no report at 12 months appears in red		
57304	TAIPEI TORNG SHIN	08/28/1995	Active	27	9	7	2	8.00%	25	9	0			P,S,T,M,VP SC	22		\$3,000.00
	Exc Award (06/30/2016, 06/30/2018, 06/30/2024)																
49208	TAIPEI TSYR HUEY	02/08/1989	Active	19	2	1	1	5.56%	18	0	1		2	P,S,T,M,VP SC	22		\$2,000.00
	Exc Award (06/30/2018, 06/30/2024)																
50037	TAIPEI TUNG YI	12/14/1989	Active	45	3	6	-3	-6.25%	48	8	0			P,S,T,M,VP SC	21		\$28,000.00
	Exc Award (06/30/2017, 06/30/2018, 06/30/2024)																
129770	Taipei Tungnan University	01/23/2017	Active	4	2	5	-3	-42.86%	7	6	0		None	P,S,T,M,VP SC	1		\$2,000.00
	Exc Award (06/30/2023)																
44085	TAIPEI UNIVERSAL	06/15/1984	Active	21	6	0	6	40.00%	15		1		2	P,S,T,M,VP SC	21		\$2,000.00
	Exc Award (06/30/2019)																
61227	TAIPEI UNIVERSITY OF TECHNOLOGY	11/03/1998	Active	56	4	11	-7	-11.11%	63	8	0			P,S,T,M,VP SC	6		\$14,000.00
	Exc Award (06/30/2016, 06/30/2018, 06/30/2024)																
115669	TAIPEI WEIDE	12/06/2011	Active	15	6	6	0	0.00%	15	2	0			P,S,T,M,VP SC	N/A		\$1,000.00
	Exc Award (06/30/2016, 06/30/2017, 06/30/2024)																
48907	TAIPEI WEN HUA	09/26/1988	Active	19	7	11	-4	-17.39%	23	9	0			P,S,T,M,VP SC	21		\$5,800.00
	Exc Award (06/30/2017, 06/30/2023, 06/30/2024)																
139632	Taipei Xin Dong	08/15/2019	Active	15	10	5	5	50.00%	10	2	6			P,S,T,M,VP SC	17		
115630	TAIPEI YES	11/28/2011	Active	15	0	1	-1	-6.25%	16	1	3			P,S,T,M,VP SC	21		
	Exc Award (06/30/2019)																
120406	Taipei Yuan Hsin	09/24/2013	Active	25	9	0	9	56.25%	16		4			P,S,T,M,VP SC	3		\$9,000.01
122904	Taipei Yung Han	08/07/2014	Active	15	9	8	1	7.14%	14	8	0			P,S,T,M,VP SC	5		\$1,000.00
	Exc Award (06/30/2017, 06/30/2019)																
49705	TAIPEI YUNG KANG	06/19/1989	Active	15	5	7	-2	-11.76%	17	4	0			P,S,T,M,VP SC	6		
	Exc Award (06/30/2017, 06/30/2018, 06/30/2024)																
143086	Taipei Zhong He	10/12/2020	Active	22	9	19	-10	-31.25%	32	3	0		None	P,S,T,M,VP SC	6	90+ Days	\$1,000.00
	Exc Award (06/30/2024)																
23465	YANGMINGSHAN	04/11/1968	Active	38	7	14	-7	-15.56%	45	7	0			P,S,T,M,VP SC	6		\$1,000.00
	Exc Award (06/30/2017, 06/30/2018)																



## Club Health Assessment for District 300A 1 through June 2025

			Status	Membership							Reports					Finance	LCIF
Club Number	Club Name	Charter Date		Current Member Count	YTD Members Added	YTD Members Dropped	YTD Net Growth	YTD Net Growth%	Member Count 12 Months Ago	Avg. length of service for dropped members	Months Since Last MMR ***	Yrs. Since Last Officer Report	President Rotation	Vice President Reported ****	Months Since Last Activity Report ***	Account Balance	Donations for current Fiscal Year
			Number of times on status quo within last two years	If below 15 members appears				If net loss is greater than 20% appears			If no report in 3 months appears in	When more than one year appears in	Number of repeat terms	Notes the officers that do not have an active	If no report at 12 months appears in red		

Clubs Cancelled Previous Fiscal Year – Clubs Cancelled within last 12 months may be reinstated

Club Number	Club Name	Charter Date	Current Status*	Cancellation Date
23423	TAIPEI CHUNG HSIAO	11/05/1973	Cancelled(6*)	04/29/2024
133581	Taipei New Boss	01/17/2018	Cancelled(6*)	04/29/2024

Current Total Clubs Count	YTD New Clubs Count	YTD Cancelled Clubs Count	YTD Net Club Gain	Current Total Members Count	YTD Add	YTD Drop	YTD Net Growth	YTD Net Growth %	Member Count 12 Months Ago	Average Member Count Per Club	% of Clubs with less than 20 members	% No MMR in 3 Months	% No Officer Report in 12 Months	% of Clubs with balance 90+ days	Number of Clubs in Status Quo	% Status Quo Clubs in Financial Suspension	Number of Cancelled Clubs	Average Cancelled Club Age	Members Lost Due to Cancellation	% of Clubs Cancelled for Non-Financial Reasons
92	6	0	6	2,427	715	638	77	3.28%	2,350	26	26%	12%	0%	8%	0	0%	0	0	0	0%

\* - P - Priority Club. Cancellation Reasons: 1-Objectives/conduct, 2-Non-active club, 5-Non-existing club, 6-Disbanding, 7-Merger, 8-Financial Suspension, 9-District/Multiple District Dues.

\*\* - Abbreviation: P-President, S-Secretary, T-Treasurer, M-Member Chairperson, VP-First Vice President, MC-Communications Chairperson, SC-Service Chairperson

\*\*\* - Abbreviation: N/R - Never reported using the Lions Clubs website, N/A - Not applicable, No password registered for the Lions Clubs website.

\*\*\*\* - Abbreviation: N - New, IP - Immediate Past, R - Repeat.





# Club Health Assessment for District 300A 2 through June 2025

INTERNATIONAL

			Status	Membership							Reports					Finance		LCIF
Club Number	Club Name	Charter Date		Current Member Count	YTD Members Added	YTD Members Dropped	YTD Net Growth	YTD Net Growth%	Member Count 12 Months Ago	Avg. length of service for dropped members	Months Since Last MMR ***	Yrs. Since Last Officer Report	President Rotation	Vice President Reported ****	Months Since Last Activity Report ***	Account Balance	Donations for current Fiscal Year	
			Number of times on status quo within last two years	If below 15 members appears				If net loss is greater than 20% appears			If no report in 3 months appears in	When more than one year appears in	Number of repeat terms	Notes the officers that do not have an active	If no report at 12 months appears in red			
Clubs less than two years old																		
155502	Taipei Jiu Shing Huei	07/31/2023	Active	25	2	29	-27	-51.92%	52	1	0			P,S,T,M,VP SC	N/R		\$1,002.78	
181852	Taipei Shine Hope	04/11/2025	Newly Chartered	20	20	0	20	100.00%	0		2			P,S,T,M,VP SC	N/A			
Clubs more than two years old																		
55061	KING MAN Exc Award (06/30/2022)	11/19/1993	Active	22	4	11	-7	-24.14%	29	6	0		None	P,S,T,M,VP SC	24+			
58921	KING MAN GOLDEN DRAGON Exc Award (06/30/2017, 06/30/2018, 06/30/20)	12/12/1996	Active	34	7	5	2	6.25%	32	2	0			P,S,T,M,VP SC	24+		\$2,003.78	
57299	KING MEN MU LAN Exc Award (06/30/2019, 06/30/2023)	08/23/1995	Active	24	2	3	-1	-4.00%	25	3	0		2	P,S,T,M,VP SC	24+			
48381	TAIPEI AI HUA Exc Award (06/30/2018, 06/30/2020, 06/30/20)	04/04/1988	Active	25	2	1	1	4.17%	24	4	0			P,S,T,M,VP SC	24+		\$4,008.34	
40264	TAIPEI AI KUO Exc Award (06/30/2017, 06/30/2023, 06/30/20)	07/21/1981	Active	29	4	5	-1	-3.33%	30	9	0			P,S,T,M,VP SC	24+		\$4,009.12	
50462	TAIPEI AI XIN Exc Award (06/30/2016, 06/30/2017, 06/30/20)	04/24/1990	Active	28	8	9	-1	-3.45%	29	12	0			P,S,T,M,VP SC	23		\$3,006.06	
40796	TAIPEI AN HO Exc Award (06/03/2016, 06/30/2017, 06/30/20)	01/25/1982	Active	21	0	1	-1	-4.55%	22	1	0			P,S,T,M,VP SC	23		\$1,001.17	
49706	TAIPEI BEIJING Exc Award (06/03/2016, 06/30/2021)	06/21/1989	Active	15	1	12	-11	-42.31%	26	6	0			P,S,T,M,VP SC	23			
120361	Taipei Bright Star Exc Award (06/30/2017, 06/30/2019, 06/30/20)	09/17/2013	Active	63	29	33	-4	-5.97%	67	3	0			P,S,T,M,VP SC	23		\$3,005.26	
23431	TAIPEI CAPITAL Exc Award (06/30/2017, 06/30/2019, 06/30/20)	06/17/1959	Active	53	6	5	1	1.92%	52	4	0			P,S,T,M,VP SC	24+		383,566.21	
48678	TAIPEI CAPITOL Exc Award (06/30/2016, 06/30/2023)	06/14/1988	Active	30	2	1	1	3.45%	29	5	0			P,S,T,M,VP SC	23		\$1,001.09	
23432	TAIPEI CENTRAL Exc Award (06/30/2017, 06/30/2022, 06/30/20)	04/28/1961	Active	29	4	4	0	0.00%	29	15	0			P,S,T,M,VP SC	24+		\$2,004.56	





# Club Health Assessment for District 300A 2 through June 2025

			Status	Membership							Reports					Finance		LCIF
Club Number	Club Name	Charter Date		Current Member Count	YTD Members Added	YTD Members Dropped	YTD Net Growth	YTD Net Growth%	Member Count 12 Months Ago	Avg. length of service for dropped members	Months Since Last MMR ***	Yrs. Since Last Officer Report	President Rotation	Vice President Reported ****	Months Since Last Activity Report ***	Account Balance	Donations for current Fiscal Year	
			Number of times on status quo within last two years	If below 15 members appears					If net loss is greater than 20% appears			If no report in 3 months appears in	When more than one year appears in	Number of repeat terms	Notes the officers that do not have an active	If no report at 12 months appears in red		
23429	TAIPEI CHANG AN	11/26/1973	Active	30	0	2	-2	-6.25%	32	14	0			P,S,T,M,VP SC	24+		\$2,006.09	
Exc Award (06/30/2018, 06/30/2020, 06/30/2021)																		
117411	TAIPEI CHANG HONG	07/23/2012	Active	35	2	9	-7	-16.67%	42	11	0			P,S,T,M,VP SC	24+		\$2,004.56	
Exc Award (06/30/2021, 06/30/2022, 06/30/2023)																		
48623	TAIPEI CHIAO YUN	05/20/1988	Cancelled(6*)	0	0	17	-17	-100.00%	17	15	1		None	P,S,T,M,VP SC	24+		\$2,004.56	
Exc Award (06/30/2016, 06/30/2017, 06/30/2018)																		
23434	TAIPEI CHIEN CHENG	04/18/1968	Active	25	3	8	-5	-16.67%	30	23	0			P,S,T,M,VP SC	24+			
Exc Award (06/30/2021, 06/30/2023)																		
48677	TAIPEI CHIEN HUA	06/01/1988	Active	26	1	1	0	0.00%	26	0	0			P,S,T,M,VP SC	24+		\$2,004.56	
Exc Award (06/30/2016, 06/30/2019, 06/30/2020)																		
37975	TAIPEI CHIEN KUO	01/21/1980	Active	23	7	11	-4	-14.81%	27	7	0			P,S,T,M,VP SC	23		\$3,005.65	
Exc Award (06/30/2016, 06/30/2022, 06/30/2023)																		
115864	TAIPEI CHIH-CHENG	01/13/2012	Active	49	10	6	4	8.89%	45	12	0			P,S,T,M,VP SC	24+		\$28,039.64	
Exc Award (06/30/2018, 06/30/2019, 06/30/2020)																		
53222	TAIPEI CHING HWA	06/02/1992	Active	19	5	2	3	18.75%	16	14	0			P,S,T,M,VP SC	24+		\$1,002.28	
Exc Award (06/30/2018, 06/30/2019, 06/30/2020)																		
36499	TAIPEI CHINGMEI	01/11/1979	Active	27	6	7	-1	-3.57%	28	14	0			P,S,T,M,VP SC	22		\$1,001.09	
Exc Award (06/30/2018, 06/30/2020, 06/30/2021)																		
98117	TAIPEI CHOU YU	12/06/2006	Active	40	7	5	2	5.26%	38	4	0			P,S,T,M,VP SC	23		\$6,011.30	
Exc Award (06/30/2019, 06/30/2021, 06/30/2022)																		
50660	TAIPEI CHUNG PEI	06/01/1990	Active	33	1	3	-2	-5.71%	35	6	0			P,S,T,M,VP SC	24+		\$1,002.28	
Exc Award (06/30/2017, 06/30/2019, 06/30/2020)																		
50515	TAIPEI CHUNG TE	05/04/1990	Cancelled(6*)	0	0	26	-26	-100.00%	26	9	0		None	P,S,T,M,VP SC	2		\$2,004.56	
Exc Award (06/30/2016, 06/30/2017, 06/30/2018)																		
46551	TAIPEI CHUNG YUAN	09/04/1986	Active	17	3	0	3	21.43%	14		2			P,S,T,M,VP SC	23		\$3,006.84	
Exc Award (06/30/2018, 06/30/2020, 06/30/2021)																		
49946	TAIPEI CHUNG-AI	11/10/1989	Active	31	4	2	2	6.90%	29	2	0			P,S,T,M,VP SC	23		\$4,006.35	
Exc Award (06/30/2016, 06/30/2023, 06/30/2024)																		
35832	TAIPEI DIGNITY	06/07/1978	Active	25	6	6	0	0.00%	25	3	0			P,S,T,M,VP SC	24+			



# Club Health Assessment for District 300A 2 through June 2025

			Status	Membership						Reports					Finance		LCIF
Club Number	Club Name	Charter Date		Current Member Count	YTD Members Added	YTD Members Dropped	YTD Net Growth	YTD Net Growth%	Member Count 12 Months Ago	Avg. length of service for dropped members	Months Since Last MMR ***	Yrs. Since Last Officer Report	President Rotation	Vice President Reported ****	Months Since Last Activity Report ***	Account Balance	Donations for current Fiscal Year
			Number of times on status quo within last two years	If below 15 members appears				If net loss is greater than 20% appears			If no report in 3 months appears in	When more than one year appears in	Number of repeat terms	Notes the officers that do not have an active	If no report at 12 months red		
Exc Award (06/30/2016, 06/30/2020, 06/30/2023)			Active	13	44	47	-3	-18.75%	16	4	0			P,S,T,M,VP SC	20		
23435 TAIPEI DOWNTOWN 03/01/1958																	
Exc Award (06/30/2023, 06/30/2024)			Active	16	17	19	-2	-11.11%	18	6	0		2	P,S,T,M,VP SC	N/A		
124041 Taipei Dreamer Campus 01/21/2015																	
37710 TAIPEI EAST GATE 11/19/1979			Active	27	9	8	1	3.85%	26	9	0			P,S,T,M,VP SC	24+		\$4,004.86
Exc Award (06/30/2019, 06/30/2022)			Cancelled(6*)	0	12	22	-10	-100.00%	10	7	2		None	P,S,T,M,VP SC	24+		\$1,000.39
110129 TAIPEI ELEGANT 01/14/2011																	
Exc Award (06/30/2016, 06/30/2023)			Active	60	7	6	1	1.69%	59	7	0			P,S,T,M,VP SC	24+		\$10,023.46
77783 TAIPEI ELITE 11/06/2003																	
Exc Award (06/30/2017, 06/30/2019, 06/30/2020)			Active	12	9	22	-13	-52.00%	25	6	0			P,S,T,M,VP SC	24+		
128579 Taipei Elite Delicate 08/09/2016																	
128642 Taipei Elite Diamond 08/16/2016			Active	16	5	0	5	45.45%	11	0				P,S,T,M,VP SC	N/A		
Exc Award (06/30/2017, 06/30/2018, 06/30/2020)			Active	36	8	21	-13	-26.53%	49	4	0			P,S,T,M,VP SC	N/A		
129362 Taipei Elite-Tutor 11/09/2016																	
Exc Award (06/30/2021)			Active	24	7	1	6	33.33%	18	2	0			P,S,T,M,VP SC	24+		\$1,002.78
32970 TAIPEI EVER GREEN 11/10/1976																	
Exc Award (06/30/2018, 06/30/2020, 06/30/2023)			Active	25	7	21	-14	-35.90%	39	4	0			P,S,T,M,VP SC	N/A		\$3,005.67
120038 Taipei Excellence 07/29/2013																	
Exc Award (06/30/2017, 06/30/2018, 06/30/2020)			Active	25	0	1	-1	-3.85%	26	9	2			P,S,T,M,VP SC	24+		\$4,008.73
51070 TAIPEI FENG DER 11/13/1990																	
Exc Award (06/30/2021, 06/30/2023, 06/30/2024)			Active	57	19	21	-2	-3.39%	59	4	0			P,S,T,M,VP SC	23		\$3,004.46
136220 Taipei Feng Huang Art Aesthetics 08/09/2018																	
Exc Award (06/30/2021, 06/30/2023, 06/30/2024)			Active	35	10	5	5	16.67%	30	4	0			P,S,T,M,VP SC	24+		\$2,002.18
140668 Taipei Full Victory 01/08/2020																	
Exc Award (06/30/2021, 06/30/2024)			Active	14	4	3	1	7.69%	13	7	2			P,S,T,M,VP SC	24+		\$2,004.56
101435 TAIPEI GALAXY 03/03/2008																	
Exc Award (06/30/2017, 06/30/2019, 06/30/2020)			Active	15	6	5	1	7.14%	14	3	0			P,S,T,M,VP SC	N/A		
123407 Taipei Gemini 10/17/2014																	
Exc Award (06/30/2016, 06/30/2019, 06/30/2020)																	



# Club Health Assessment for District 300A 2 through June 2025

			Status	Membership							Reports					Finance	LCIF	
Club Number	Club Name	Charter Date		Current Member Count	YTD Members Added	YTD Members Dropped	YTD Net Growth	YTD Net Growth%	Member Count 12 Months Ago	Avg. length of service for dropped members	Months Since Last MMR ***	Yrs. Since Last Officer Report	President Rotation	Vice President Reported ****	Months Since Last Activity Report ***	Account Balance	Donations for current Fiscal Year	
			Number of times on status quo within last two years	If below 15 members appears					If net loss is greater than 20% appears			If no report in 3 months appears in	When more than one year appears in	Number of repeat terms	Notes the officers that do not have appears in an active	If no report at 12 months red		
117481	TAIPEI GI SHINE	07/27/2012	Active	22	3	5	-2	-8.33%	24	4	0			P,S,T,M,VP SC	N/A			
	Exc Award (06/30/2021)																	
60661	TAIPEI GIDA	04/16/1998	Active	18	2	2	0	0.00%	18	2	0			P,S,T,M,VP SC	24+		\$1,001.09	
	Exc Award (06/30/2018, 06/30/2023)																	
48830	TAIPEI GLORY	07/18/1988	Active	30	4	1	3	11.11%	27	3	0			P,S,T,M,VP SC	23		\$2,002.18	
	Exc Award (06/30/2017, 06/30/2022, 06/30/2023)																	
23436	TAIPEI GRAND	04/19/1969	Active	35	1	4	-3	-7.89%	38	34	0			P,S,T,M,VP SC	24+			
	Exc Award (06/30/2018, 06/30/2023, 06/30/2024)																	
23454	TAIPEI GREAT GROUND	04/19/1969	Active	26	21	25	-4	-13.33%	30	2	0			P,S,T,M,VP SC	24+			
	Exc Award (06/30/2017, 06/30/2021, 06/30/2022)																	
47363	TAIPEI GREEN MOUNTAIN	05/22/1987	Active	35	6	3	3	9.38%	32	3	0			P,S,T,M,VP SC	24+		\$4,009.12	
	Exc Award (06/30/2019, 06/30/2021, 06/30/2022)																	
48831	TAIPEI HEROINE	07/27/1988	Active	12	11	14	-3	-20.00%	15	7	0			P,S,T,M,VP SC	12		\$2,003.78	
	Exc Award (06/30/2018, 06/30/2020, 06/30/2021)																	
106063	TAIPEI HSIANG HONG	07/08/2009	Active	44	4	1	3	7.32%	41	2	0			P,S,T,M,VP SC	24+		\$16,033.42	
	Exc Award (06/30/2016, 06/30/2017, 06/30/2021)																	
53676	TAIPEI HSIANG SHUN	09/11/1992	Active	34	10	3	7	25.93%	27	2	0			P,S,T,M,VP SC	24+		\$2,004.56	
	Exc Award (06/30/2021, 06/30/2023)																	
56824	TAIPEI HSIN DE	04/04/1995	Active	47	38	15	23	95.83%	24	21	0			P,S,T,M,VP SC	24+		\$1,001.89	
	Exc Award (06/30/2016, 06/30/2023, 06/30/2024)																	
23428	TAIPEI HUA CHIANG	07/27/1972	Active	30	4	3	1	3.45%	29	2	5			P,S,T,M,VP SC	24+		\$2,002.98	
	Exc Award (06/30/2016, 06/30/2023)																	
123178	Taipei Huang Pu	09/25/2014	Active	4	9	21	-12	-75.00%	16	6	0		None	P,S,T,M,VP SC	N/A			
	Exc Award (06/30/2020)																	
39296	TAIPEI HWA SHAN	01/08/1981	Active	26	2	2	0	0.00%	26	2	0			P,S,T,M,VP SC	23		\$6,011.95	
	Exc Award (06/30/2016, 06/30/2017, 06/30/2021)																	
109310	TAIPEI ILIONS	09/27/2010	Active	31	5	8	-3	-8.82%	34	9	0			P,S,T,M,VP SC	24+		\$2,003.57	
	Exc Award (06/30/2016)																	
23425	TAIPEI JEN AI	05/23/1973	Active	45	6	10	-4	-8.16%	49	8	0			P,S,T,M,VP SC	23		\$5,011.38	



## Club Health Assessment for District 300A 2 through June 2025

			Status	Membership							Reports					Finance		LCIF	
Club Number	Club Name	Charter Date		Current Member Count	YTD Members Added	YTD Members Dropped	YTD Net Growth	YTD Net Growth%	Member Count 12 Months Ago	Avg. length of service for dropped members	Months Since Last MMR ***	Yrs. Since Last Officer Report	President Rotation	Vice President Reported ****	Months Since Last Activity Report ***	Account Balance	Donations for current Fiscal Year		
			Number of times on status quo within last two years	If below 15 members appears					If net loss is greater than 20% appears					If no report in 3 months appears in	When more than one year appears in	Number of repeat terms	Notes the officers that do not have an active	If no report at 12 months appears in red	
Exc Award (06/30/2018, 06/30/2020, 06/30/2024) 30788 TAIPEI JEN TE 05/06/1975			Active	31	18	6	12	63.16%	19	5	0		2	P,S,T,M,VP SC	24+		\$1,001.89		
Exc Award (06/30/2016, 06/30/2024) 120040 Taipei Jin Jhan 07/24/2013			Active	35	16	25	-9	-20.45%	44	5	0			P,S,T,M,VP SC	N/A		\$3,006.45		
Exc Award (06/30/2016, 06/30/2017, 06/30/2024) 88975 TAIPEI JING CAI 07/18/2005			Active	69	14	19	-5	-6.76%	74	8	0			P,S,T,M,VP SC	23		\$13,021.32		
Exc Award (06/30/2016, 06/30/2017, 06/30/2024) 125654 Taipei Jing Cheng 08/24/2015			Active	26	2	6	-4	-13.33%	30	14	0			P,S,T,M,VP SC	N/A		\$2,004.56		
Exc Award (06/30/2016, 06/30/2017, 06/30/2024) 128580 Taipei Jing Li Ching 08/09/2016			Active	20	9	3	6	42.86%	14	8	0			P,S,T,M,VP SC	N/A		\$2,003.37		
Exc Award (06/30/2021) 64879 TAIPEI LONG FENG 12/26/2001			Active	11	7	8	-1	-8.33%	12	6	0			P,S,T,M,VP SC	24+				
Exc Award (06/30/2021, 06/30/2023) 62305 TAIPEI LONG HWA 08/13/1999			Active	16	8	6	2	14.29%	14	3	0			P,S,T,M,VP SC	24+		\$2,002.98		
Exc Award (06/30/2016, 06/30/2019, 06/30/2024) 23438 TAIPEI LONG RIVER 08/28/1973			Active	33	5	7	-2	-5.71%	35	13	0			P,S,T,M,VP SC	13		\$2,004.17		
Exc Award (06/30/2016, 06/30/2018, 06/30/2024) 23440 TAIPEI LONG SHAN 04/29/1969			Active	35	3	5	-2	-5.41%	37	5	0			P,S,T,M,VP SC	23		\$4,504.99		
Exc Award (06/30/2018, 06/30/2021, 06/30/2024) 122765 Taipei Mai-Sen 07/14/2014			Active	23	1	2	-1	-4.17%	24	1	0			P,S,T,M,VP SC	24+		\$1,001.09		
Exc Award (06/30/2021, 06/30/2022, 06/30/2024) 23441 TAIPEI METROPOLIS 01/17/1961			Active	25	1	1	0	0.00%	25	15	0			P,S,T,M,VP SC	24+		\$1,002.28		
Exc Award (06/30/2019, 06/30/2020, 06/30/2024) 48291 TAIPEI MIN CHUAN 03/21/1988			Active	19	6	2	4	26.67%	15	2	2			P,S,T,M,VP SC	24+				
106064 TAIPEI MOUNGAR 07/08/2009			Active	21	3	7	-4	-16.00%	25	9	0			P,S,T,M,VP SC	24+		\$2,004.17		
Exc Award (06/30/2024) 35629 TAIPEI NAN MEN L C 05/16/1978			Active	26	7	6	1	4.00%	25	8	0			P,S,T,M,VP SC	24+		\$1,000.94		
Exc Award (06/30/2017, 06/30/2020, 06/30/2024) 23442 TAIPEI NANKING 11/02/1971			Active	27	10	5	5	22.73%	22	8	0			P,S,T,M,VP SC	23		\$1,002.28		



# Club Health Assessment for District 300A 2 through June 2025

			Status	Membership							Reports					Finance		LCIF
Club Number	Club Name	Charter Date		Current Member Count	YTD Members Added	YTD Members Dropped	YTD Net Growth	YTD Net Growth%	Member Count 12 Months Ago	Avg. length of service for dropped members	Months Since Last MMR ***	Yrs. Since Last Officer Report	President Rotation	Vice President Reported ****	Months Since Last Activity Report ***	Account Balance	Donations for current Fiscal Year	
			Number of times on status quo within last two years	If below 15 members appears				If net loss is greater than 20% appears			If no report in 3 months appears in	When more than one year appears in	Number of repeat terms	Notes the officers that do not have an active	If no report at 12 months appears in red			
Exc Award (06/30/2017, 06/30/2020, 06/30/2025)	48558 TAIPEI NEW GRAND	05/10/1988	Active	23	2	4	-2	-8.00%	25	9	0			P,S,T,M,VP SC	24+			
Exc Award (06/30/2016, 06/30/2020, 06/30/2025)	48292 TAIPEI NEW TAIPEI	03/21/1988	Active	25	2	3	-1	-3.85%	26	21	0			P,S,T,M,VP SC	24+		\$3,003.28	
Exc Award (06/30/2019, 06/30/2020)	23443 TAIPEI NORTH	10/31/1962	Active	42	4	6	-2	-4.55%	44	21	0			P,S,T,M,VP SC	24+		\$8,016.36	
Exc Award (06/30/2018, 06/30/2021)	23444 TAIPEI NORTHEAST	05/26/1965	Active	28	0	5	-5	-15.15%	33	13	0			P,S,T,M,VP SC	24+			
Exc Award (06/30/2017)	133433 Taipei Ntust EMBA	12/15/2017	Active	53	9	7	2	3.92%	51	2	0			P,S,T,M,VP SC	19		\$3,002.83	
Exc Award (06/30/2018, 06/30/2019, 06/30/2020)	62600 TAIPEI OLD PINE	12/29/1999	Active	39	8	5	3	8.33%	36	5	0			P,S,T,M,VP SC	24+		\$5,009.02	
Exc Award (06/30/2018, 06/30/2019, 06/30/2020)	38085 TAIPEI PA TEH	02/05/1980	Active	22	7	4	3	15.79%	19	22	0			P,S,T,M,VP SC	24+		\$2,004.56	
Exc Award (06/30/2018, 06/30/2020, 06/30/2025)	39074 TAIPEI PAI LING	11/12/1980	Active	31	9	10	-1	-3.13%	32	9	0			P,S,T,M,VP SC	24+		\$1,001.89	
Exc Award (06/30/2023)	48733 TAIPEI PINE	06/17/1988	Active	14	1	3	-2	-12.50%	16	14	0			P,S,T,M,VP SC	24+			
Exc Award (06/30/2017, 06/30/2023)	37265 TAIPEI PO AI	06/07/1979	Active	25	4	9	-5	-16.67%	30	16	0			P,S,T,M,VP SC	18			
Exc Award (06/30/2017, 06/30/2020, 06/30/2025)	147700 Taipei Police	07/28/2021	Active	29	10	7	3	11.54%	26	3	0			P,S,T,M,VP SC	24+			
	36246 TAIPEI REGO	11/27/1978	Active	29	7	4	3	11.54%	26	5	0			P,S,T,M,VP SC	24+			
Exc Award (06/30/2016, 06/30/2021, 06/30/2025)	148272 Taipei Royal Knights	09/13/2021	Active	10	7	12	-5	-33.33%	15	3	0			P,S,T,M,VP SC	23			
Exc Award (06/30/2023)	60621 TAIPEI SANWIN	04/10/1998	Active	30	7	3	4	15.38%	26	4	0			P,S,T,M,VP SC	23			
Exc Award (06/30/2017, 06/30/2019, 06/30/2020)	102610 TAIPEI SHANG BIN	06/24/2008	Active	12	13	30	-17	-58.62%	29	9	0		None	P,S,T,M,VP SC	24+		\$1,001.10	



# Club Health Assessment for District 300A 2 through June 2025

			Status	Membership							Reports					Finance	LCIF	
Club Number	Club Name	Charter Date		Current Member Count	YTD Members Added	YTD Members Dropped	YTD Net Growth	YTD Net Growth%	Member Count 12 Months Ago	Avg. length of service for dropped members	Months Since Last MMR ***	Yrs. Since Last Officer Report	President Rotation	Vice President Reported ****	Months Since Last Activity Report ***	Account Balance	Donations for current Fiscal Year	
			Number of times on status quo within last two years	If below 15 members appears					If net loss is greater than 20% appears			If no report in 3 months appears in	When more than one year appears in	Number of repeat terms	Notes the officers that do not have an active	If no report at 12 months appears in red		
Exc Award (06/30/2020, 06/30/2023, 06/30/2024)																		
147848	Taipei Shi Dai	08/11/2021	Active	30	15	1	14	87.50%	16	0	0			P,S,T,M,VP SC	24+		\$30,744.81	
128297	Taipei Shining Zenith	07/18/2016	Active	28	11	11	0	0.00%	28	2	0			P,S,T,M,VP SC	9			
Exc Award (06/30/2016, 06/30/2024)																		
23449	TAIPEI SHUANG YUAN	06/30/1971	Active	46	13	3	10	27.78%	36	2	0			P,S,T,M,VP SC	22			
Exc Award (06/30/2016, 06/30/2020, 06/30/2024)																		
23447	TAIPEI SI MEN	03/26/1971	Active	39	3	4	-1	-2.50%	40	18	0			P,S,T,M,VP SC	23		\$5,015.22	
Exc Award (06/30/2018, 06/30/2019, 06/30/2024)																		
84386	TAIPEI SOLAR	10/29/2004	Active	16	3	2	1	6.67%	15	0	0			P,S,T,M,VP SC	24+		\$1,001.89	
Exc Award (06/30/2016, 06/30/2019, 06/30/2024)																		
147626	TAIPEI SONG CHING	07/16/2021	Active	23	8	1	7	43.75%	16	0	0			P,S,T,M,VP SC	N/A			
54514	TAIPEI SONG HEH	05/25/1993	Active	22	8	3	5	29.41%	17	2	0			P,S,T,M,VP SC	24+		\$1,002.28	
Exc Award (06/30/2017, 06/30/2023)																		
23450	TAIPEI SOUTHEAST	04/15/1964	Active	36	7	8	-1	-2.70%	37	9	0			P,S,T,M,VP SC	24+		\$6,017.50	
Exc Award (06/30/2019, 06/30/2021, 06/30/2024)																		
106065	TAIPEI SUN MOON LIGHT	07/09/2009	Active	43	14	13	1	2.38%	42	5	0			P,S,T,M,VP SC	23		\$4,007.15	
Exc Award (06/30/2021, 06/30/2023)																		
46519	TAIPEI SUNRISE	08/04/1986	Active	26	4	5	-1	-3.70%	27	17	2			P,S,T,M,VP SC	23		\$2,002.18	
Exc Award (06/30/2017, 06/30/2023, 06/30/2024)																		
23460	TAIPEI TA AN	04/18/1968	Active	15	3	3	0	0.00%	15	5	0			P,S,T,M,VP SC	23			
Exc Award (06/30/2021)																		
136328	Taipei Tai Chi Art Aesthetics	08/28/2018	Active	22	17	10	7	46.67%	15	6	0			P,S,T,M,VP SC	24+		\$1,002.28	
Exc Award (06/30/2022)																		
29755	TAIPEI TAY PYNG	08/22/1974	Active	35	4	6	-2	-5.41%	37	14	0			P,S,T,M,VP SC	24+		\$7,165.45	
Exc Award (06/30/2021, 06/30/2024)																		
56074	TAIPEI TEH SHIN	09/06/1994	Active	11	6	6	0	0.00%	11	20	0		None	P,S,T,M,VP SC	24+		\$1,002.28	
Exc Award (06/30/2016, 06/30/2022, 06/30/2024)																		
119993	Taipei The Best	07/12/2013	Active	20	14	10	4	25.00%	16	5	2			P,S,T,M,VP SC	N/A		\$1,001.09	
Exc Award (06/30/2016, 06/30/2017, 06/30/2024)																		




# Club Health Assessment for District 300A 2 through June 2025

			Status								Membership							Reports				Finance		LCIF
Club Number	Club Name	Charter Date			Current Member Count	YTD Members Added	YTD Members Dropped	YTD Net Growth	YTD Net Growth%	Member Count 12 Months Ago	Avg. length of service for dropped members	Months Since Last MMR ***	Yrs. Since Last Officer Report	President Rotation	Vice President Reported ****	Months Since Last Activity Report ***	Account Balance	Donations for current Fiscal Year						
			Number of times on status quo within last two years		If below 15 members appears				If net loss is greater than 20% appears			If no report in 3 months appears in	When more than one year appears in	Number of repeat terms		Notes the officers that do not have an active	If no report at 12 months appears in red							
50265	TAIPEI TUNG HSIN	03/01/1990	Active		25	3	4	-1	-3.85%	26	8	0				P,S,T,M,VP SC	21		\$1,003.04					
Exc Award (06/30/2023)																								
29661	TAIPEI TZU CHIANG	07/26/1974	Active		36	2	6	-4	-10.00%	40	5	0				P,S,T,M,VP SC	23		\$5,012.47					
Exc Award (06/03/2016, 06/30/2018, 06/30/2020)																								
136175	Taipei Wang Kung	08/09/2018	Active		14	4	5	-1	-6.67%	15	13	0				P,S,T,M,VP SC	23							
Exc Award (06/30/2023)																								
120142	Taipei World Business	08/13/2013	Active		18	19	17	2	12.50%	16	2	0				P,S,T,M,VP SC	23		\$2,003.37					
Exc Award (06/30/2016, 06/30/2017, 06/30/2020)																								
98772	TAIPEI WORLD TRADE	03/15/2007	Active		30	5	10	-5	-14.29%	35	8	0				P,S,T,M,VP SC	23		\$1,001.09					
Exc Award (06/30/2017, 06/30/2020, 06/30/2020)																								
63513	TAIPEI Y2K	08/11/2000	Active		71	6	4	2	2.90%	69	5	0				P,S,T,M,VP SC	24+		\$9,017.75					
Exc Award (06/30/2018, 06/30/2020, 06/30/2020)																								
121150	Taipei Yi Jiao	01/15/2014	Active		26	5	4	1	4.00%	25	9	0				P,S,T,M,VP SC	N/A		\$5,005.46					
Exc Award (06/30/2018, 06/30/2021, 06/30/2020)																								
49900	TAIPEI YU SHENG	10/16/1989	Active		45	5	12	-7	-13.46%	52	3	0				P,S,T,M,VP SC	24+		\$1,002.28					
Exc Award (06/30/2016, 06/30/2018, 06/30/2020)																								
23456	TAIPEI YUANSAN	06/03/1971	Active		35	5	5	0	0.00%	35	13	0				P,S,T,M,VP SC	23		\$1,002.28					
Exc Award (06/30/2017, 06/30/2018, 06/30/2020)																								
117706	TAIPEI YUNG AN	08/23/2012	Active		26	34	33	1	4.00%	25	3	0				P,S,T,M,VP SC	24+		\$5,010.06					
Exc Award (06/30/2019, 06/30/2020, 06/30/2020)																								
60499	TAIPEI YUNG HSIANG	03/18/1998	Active		15	10	22	-12	-44.44%	27	8	0		None		P,S,T,M,VP SC	24+		\$21,046.56					
Exc Award (06/30/2019, 06/30/2023, 06/30/2020)																								
Current Total Clubs Count	YTD New Clubs Count	YTD Cancelled Clubs Count	YTD Net Club Gain	Current Total Members Count	YTD Add	YTD Drop	YTD Net Growth	YTD Net Growth %	Member Count 12 Months Ago	Average Member Count Per Club	% of Clubs with less than 20 members	% No MMR in 3 Months	% No Officer Report in 12 Months	% of Clubs with balance 90+ days	Number of Clubs in Status Quo	% Status Quo Clubs in Financial Suspension	Number of Cancelled Clubs	Average Cancelled Club Age	Members Lost Due to Cancellation	% of Clubs Cancelled for Non-Financial Reasons				
112	1	3	-2	3,194	864	971	-107	-3.24%	3,301	29	21%	1%	0%	0%	0	0%	3	29	65	100%				





Club Health Assessment for District 300A 2 through June 2025

			Status	Membership							Reports					Finance	LCIF
Club Number	Club Name	Charter Date		Current Member Count	YTD Members Added	YTD Members Dropped	YTD Net Growth	YTD Net Growth%	Member Count 12 Months Ago	Avg. length of service for dropped members	Months Since Last MMR ***	Yrs. Since Last Officer Report	President Rotation	Vice President Reported ****	Months Since Last Activity Report ***	Account Balance	Donations for current Fiscal Year
			Number of times on status quo within last two years	If below 15 members appears				If net loss is greater than 20% appears			If no report in 3 months appears in	When more than one year appears in	Number of repeat terms	Notes the officers that do not have an active	If no report at 12 months appears in red		

\* - P - Priority Club. Cancellation Reasons: 1-Objectives/conduct, 2-Non-active club, 5-Non-existing club, 6-Disbanding, 7-Merger, 8-Financial Suspension, 9-District/Multiple District Dues.

\*\* - Abbreviation: P-President, S-Secretary, T-Treasurer, M-Member Chairperson, VP-First Vice President, MC-Communications Chairperson, SC-Service Chairperson

\*\*\* - Abbreviation: N/R - Never reported using the Lions Clubs website, N/A - Not applicable, No password registered for the Lions Clubs website.

\*\*\*\* - Abbreviation: N - New, IP - Immediate Past, R - Repeat.



# Club Health Assessment for District 300A 3 through June 2025

			Status	Membership							Reports					Finance		LCIF
Club Number	Club Name	Charter Date		Current Member Count	YTD Members Added	YTD Members Dropped	YTD Net Growth	YTD Net Growth%	Member Count 12 Months Ago	Avg. length of service for dropped members	Months Since Last MMR ***	Yrs. Since Last Officer Report	President Rotation	Vice President Reported ****	Months Since Last Activity Report ***	Account Balance	Donations for current Fiscal Year	
			Number of times on status quo within last two years	If below 15 members appears				If net loss is greater than 20% appears			If no report in 3 months appears in	When more than one year appears in	Number of repeat terms	Notes the officers that do not have an active	If no report at 12 months appears in red			
Clubs less than two years old																		
157583	Taipei Evertrust Lions Club	03/19/2024	Active	71	41	0	41	136.67%	30		1		2	P,S,T,M,VP SC	N/A		\$1,000.00	
181040	Taipei Fire Fighting	03/27/2025	Active	55	55	0	55	100.00%	0		1			P,S,T,M,VP SC	N/R			
177216	Taipei He Xin	08/21/2024	Active	47	55	8	47	100.00%	0	0	0			P,S,T,M,VP SC	0		\$5,000.00	
157653	Taipei Stratagem	03/19/2024	Active	45	15	0	15	50.00%	30		1		2	P,S,T,M,VP SC	8		\$1,000.00	
156616	Taipei Wen Tao	01/22/2024	Active	75	39	19	20	36.36%	55	1	0			P,S,T,M,VP SC	N/A		\$1,000.00	
179044	Taipei Xin Xin	11/22/2024	Active	65	66	1	65	100.00%	0	0	0			P,S,T,M,VP SC	N/A		\$1,001.56	
Clubs more than two years old																		
85028	TAIPEI BI HU	03/15/2005	Active	46	15	4	11	31.43%	35	2	0			P,S,T,M,VP SC	0		\$3,000.00	
Exc Award (06/30/2024)																		
39740	TAIPEI CENTURY	04/21/1981	Active	28	4	5	-1	-3.45%	29	4	0		None	P,S,T,M,VP SC	9		\$6,000.00	
Exc Award (06/30/2016, 06/30/2021, 06/30/2024)																		
23430	TAIPEI CHENG CHUNG	04/06/1968	Active	18	10	6	4	28.57%	14	7	1			P,S,T,M,VP SC	20			
Exc Award (06/30/2017, 06/30/2019)																		
136081	Taipei Chin Hsin	07/25/2018	Active	27	6	7	-1	-3.57%	28	9	0			P,S,T,M,VP SC	15			
Exc Award (06/30/2019, 06/30/2020, 06/30/2024)																		
100216	TAIPEI CHONG YAO	09/17/2007	Active	36	3	12	-9	-20.00%	45	4	0			P,S,T,M,VP SC	4		\$1,000.00	
Exc Award (06/30/2017, 06/30/2018, 06/30/2024)																		
30481	TAIPEI CHUNG CHENG	03/31/1975	Active	24	5	5	0	0.00%	24	5	0			P,S,T,M,VP SC	1		\$6,000.00	
Exc Award (06/30/2016, 06/30/2019, 06/30/2024)																		
48888	TAIPEI CHUNG HUA	09/08/1988	Active	25	6	11	-5	-16.67%	30	4	0			P,S,T,M,VP SC	17		\$4,000.00	
Exc Award (06/30/2017, 06/30/2020, 06/30/2024)																		
58668	TAIPEI CHYUAN MEI	09/03/1996	Active	19	8	5	3	18.75%	16	5	0			P,S,T,M,VP SC	22			
Exc Award (06/30/2016, 06/30/2017, 06/30/2024)																		
124450	Taipei City Huei Chih	03/26/2015	Active	67	14	13	1	1.52%	66	6	0			P,S,T,M,VP SC	7		\$4,000.00	
Exc Award (06/30/2016, 06/30/2017, 06/30/2024)																		
108889	TAIPEI CITY KAM KONG	08/17/2010	Active	27	2	2	0	0.00%	27	2	0			P,S,T,M,VP SC	17		\$2,000.00	
Exc Award (06/30/2017, 06/30/2019, 06/30/2024)																		



# Club Health Assessment for District 300A 3 through June 2025

			Status	Membership							Reports					Finance	LCIF
Club Number	Club Name	Charter Date		Current Member Count	YTD Members Added	YTD Members Dropped	YTD Net Growth	YTD Net Growth%	Member Count 12 Months Ago	Avg. length of service for dropped members	Months Since Last MMR ***	Yrs. Since Last Officer Report	President Rotation	Vice President Reported ****	Months Since Last Activity Report ***	Account Balance	Donations for current Fiscal Year
			Number of times on status quo within last two years	If below 15 members appears				If net loss is greater than 20% appears			If no report in 3 months appears in	When more than one year appears in	Number of repeat terms	Notes the officers that do not have an active	If no report at 12 months red		
31111	TAIPEI COUNTRY	07/28/1975	Active	33	2	9	-7	-17.50%	40	12	0			P,S,T,M,VP SC	1		
	Exc Award (06/30/2016, 06/30/2017, 06/30/20																
145742	Taipei da Zhi	03/22/2021	Active	28	2	24	-22	-44.00%	50	4	0			P,S,T,M,VP SC	5		\$1,000.00
	Exc Award (06/30/2022, 06/30/2023)																
117669	TAIPEI DIAN FAN	08/17/2012	Active	37	13	12	1	2.78%	36	6	0			P,S,T,M,VP SC	0		\$7,000.00
	Exc Award (06/30/2019, 06/30/2020, 06/30/20																
115274	TAIPEI DONG YI	10/11/2011	Active	29	7	6	1	3.57%	28	7	0			P,S,T,M,VP SC	N/A		\$1,000.00
	Exc Award (06/30/2017, 06/30/2021)																
62683	TAIPEI DUNG HU	01/18/2000	Active	67	5	5	0	0.00%	67	5	0			P,S,T,M,VP SC	13		\$1,000.00
	Exc Award (06/30/2016, 06/30/2017, 06/30/20																
62292	TAIPEI FAR EAST	08/09/1999	Active	32	12	15	-3	-8.57%	35	5	0			P,S,T,M,VP SC	4		
	Exc Award (06/30/2016, 06/30/2019, 06/30/20																
23424	TAIPEI FU HSIN	06/23/1971	Active	33	7	2	5	17.86%	28	4	0			P,S,T,M,VP SC	15		\$3,000.00
	Exc Award (06/30/2017, 06/30/2018, 06/30/20																
59275	TAIPEI GLORIA	03/24/1997	Active	26	0	1	-1	-3.70%	27	9	0			P,S,T,M,VP SC	16		\$3,000.00
	Exc Award (06/30/2016, 06/30/2018, 06/30/20																
128968	Taipei Happy	09/19/2016	Active	82	6	0	6	7.89%	76		0			P,S,T,M,VP SC	N/A		\$1,000.00
	Exc Award (06/30/2021, 06/30/2022, 06/30/20																
59506	TAIPEI HI STAR	05/01/1997	Active	46	10	3	7	17.95%	39	7	0			P,S,T,M,VP SC	8		\$9,000.00
	Exc Award (06/30/2016, 06/30/2020, 06/30/20																
33898	TAIPEI HSIN YI	05/19/1977	Active	47	1	1	0	0.00%	47	4	1			P,S,T,M,VP SC	14		\$1,000.00
	Exc Award (06/30/2017, 06/30/2022, 06/30/20																
62501	TAIPEI JAPANESE	11/16/1999	Active	25	2	2	0	0.00%	25	5	0			P,S,T,M,VP SC	23		
	Exc Award (06/30/2017, 06/30/2022)																
117667	TAIPEI JENAI	08/17/2012	Active	116	14	3	11	10.48%	105	7	0			P,S,T,M,VP SC	16		\$2,000.00
	Exc Award (06/30/2016, 06/30/2017, 06/30/20																
97031	TAIPEI JIN YEN	04/27/2006	Active	22	7	3	4	22.22%	18	2	0			P,S,T,M,VP SC	22		\$31,000.00
	Exc Award (06/30/2016, 06/30/2020, 06/30/20																
89449	TAIPEI JOIN SERVE	10/18/2005	Active	46	3	4	-1	-2.13%	47	6	0			P,S,T,M,VP SC	22		\$1,000.00



# Club Health Assessment for District 300A 3 through June 2025

			Status	Membership							Reports					Finance	LCIF
Club Number	Club Name	Charter Date		Current Member Count	YTD Members Added	YTD Members Dropped	YTD Net Growth	YTD Net Growth%	Member Count 12 Months Ago	Avg. length of service for dropped members	Months Since Last MMR ***	Yrs. Since Last Officer Report	President Rotation	Vice President Reported ****	Months Since Last Activity Report ***	Account Balance	Donations for current Fiscal Year
			Number of times on status quo within last two years	If below 15 members appears				If net loss is greater than 20% appears			If no report in 3 months appears in	When more than one year appears in	Number of repeat terms	Notes the officers that do not have an active	If no report at 12 months red		
Exc Award (06/30/2017, 06/30/2021)																	
54786	TAIPEI JONG YIH	07/23/1993	Active	20	1	11	-10	-33.33%	30	12	0			P,S,T,M,VP SC	8		\$3,043.74
Exc Award (06/30/2018, 06/30/2021, 06/30/2022)																	
53732	TAIPEI KANG FU	10/12/1992	Active	15	2	4	-2	-11.76%	17	2	0			P,S,T,M,VP SC	22		
Exc Award (06/30/2016, 06/30/2017, 06/30/2022)																	
54729	TAIPEI KINDNESS	07/09/1993	Active	20	11	14	-3	-13.04%	23	7	0			P,S,T,M,VP SC	15		\$1,000.00
Exc Award (06/30/2016, 06/30/2018, 06/30/2022)																	
23439	TAIPEI KU TING	04/15/1969	Active	18	12	7	5	38.46%	13	6	0			P,S,T,M,VP SC	21		\$5,000.00
49156	TAIPEI KUO HUA	01/18/1989	Active	16	15	21	-6	-27.27%	22	4	0		None	P,S,T,M,VP SC	16		\$1,000.00
Exc Award (06/30/2022, 06/30/2023)																	
51048	TAIPEI LILY	11/05/1990	Active	98	5	5	0	0.00%	98	15	0			P,S,T,M,VP SC	13		\$5,000.00
Exc Award (06/30/2018, 06/30/2019, 06/30/2022)																	
51968	TAIPEI MIN YU	08/20/1991	Active	38	9	4	5	15.15%	33	20	0			P,S,T,M,VP SC	1		\$2,999.28
Exc Award (06/30/2017)																	
49007	TAIPEI MU LAN	11/08/1988	Active	15	4	0	4	36.36%	11		0			P,S,T,M,VP SC	24+		\$2,000.00
Exc Award (06/30/2017, 06/30/2018)																	
56036	TAIPEI MU PEN	08/11/1994	Active	31	5	7	-2	-6.06%	33	11	0			P,S,T,M,VP SC	10		
Exc Award (06/30/2016, 06/30/2017)																	
23427	TAIPEI NAN KANG	12/10/1973	Active	41	3	8	-5	-10.87%	46	8	0			P,S,T,M,VP SC	17		\$1,000.00
Exc Award (06/30/2016, 06/30/2017, 06/30/2022)																	
62801	TAIPEI NAN LUNG	02/17/2000	Active	15	2	3	-1	-6.25%	16	13	0			P,S,T,M,VP SC	22		
121141	Taipei Navigation	01/14/2014	Active	97	32	0	32	49.23%	65		0			P,S,T,M,VP SC	3		\$1,000.00
Exc Award (06/30/2017, 06/30/2019, 06/30/2022)																	
63626	TAIPEI NEW MILLENNIUM	10/12/2000	Active	105	30	0	30	40.00%	75		0			P,S,T,M,VP SC	17		101,000.00
Exc Award (06/30/2017, 06/30/2019, 06/30/2022)																	
43789	TAIPEI PLUM FLOWER	04/05/1984	Active	24	0	3	-3	-11.11%	27	1	0			P,S,T,M,VP SC	24+		
53839	TAIPEI SEVEN STAR	11/23/1992	Active	55	31	7	24	77.42%	31	5	0			P,S,T,M,VP SC	1		\$28,000.00
Exc Award (06/30/2016, 06/30/2017, 06/30/2022)																	
51998	TAIPEI SHU YING	09/09/1991	Active	117	5	4	1	0.86%	116	5	0			P,S,T,M,VP SC	17		\$1,000.00




# Club Health Assessment for District 300A 3 through June 2025

			Status	Membership							Reports					Finance	LCIF
Club Number	Club Name	Charter Date		Current Member Count	YTD Members Added	YTD Members Dropped	YTD Net Growth	YTD Net Growth%	Member Count 12 Months Ago	Avg. length of service for dropped members	Months Since Last MMR ***	Yrs. Since Last Officer Report	President Rotation	Vice President Reported ****	Months Since Last Activity Report ***	Account Balance	Donations for current Fiscal Year
			Number of times on status quo within last two years	If below 15 members appears				If net loss is greater than 20% appears			If no report in 3 months appears in	When more than one year appears in	Number of repeat terms	Notes the officers that do not have an active	If no report at 12 months appears in red		
Exc Award (06/30/2016, 06/30/2017, 06/30/2020)	47626 TAIPEI SUN RISE	06/30/1987	Active	30	1	8	-7	-18.92%	37	5	0			P,S,T,M,VP SC	9		\$1,000.00
Exc Award (06/30/2016, 06/30/2017, 06/30/2020)	58908 TAIPEI SURPASSING	12/06/1996	Active	21	4	5	-1	-4.55%	22	2	0			P,S,T,M,VP SC	15		
Exc Award (06/30/2016, 06/30/2017, 06/30/2020)	54787 TAIPEI TA HAN	07/23/1993	Cancelled(8*)	0	0	15	-15	-100.00%	15	4	5		None	P,S,T,M,VP SC	23	90+ Days	
121140 Taipei Te Shiao		01/14/2014	Active	40	32	0	32	400.00%	8		0			P,S,T,M,VP SC	N/A		
Exc Award (06/30/2024)	153891 Taipei Tian Hou	04/19/2023	Active	23	14	14	0	0.00%	23	2	0			P,S,T,M,VP SC	N/A		\$1,000.00
136858 Taipei Tsung Cheng		11/28/2018	Active	35	9	1	8	29.63%	27	3	1			P,S,T,M,VP SC	1		
Exc Award (06/30/2023)	32253 TAIPEI TUN HUA	05/05/1976	Active	245	60	1	59	31.72%	186	22	1			P,S,T,M,VP SC	0		\$5,000.00
Exc Award (06/30/2016, 06/30/2018, 06/30/2020)	40266 TAIPEI UNION	07/15/1981	Active	40	12	5	7	21.21%	33	2	1			P,S,T,M,VP SC	19		\$1,000.00
Exc Award (06/30/2017, 06/30/2022, 06/30/2020)	58644 TAIPEI UNITED	08/13/1996	Active	97	3	1	2	2.11%	95	18	0			P,S,T,M,VP SC	22		\$1,000.00
Exc Award (06/30/2016, 06/30/2018, 06/30/2020)	51755 TAIPEI UNITY	06/07/1991	Active	26	6	6	0	0.00%	26	9	0			P,S,T,M,VP SC	16		\$4,000.00
Exc Award (06/30/2016, 06/30/2017, 06/30/2020)	64701 TAIPEI UTOPIA	10/01/2001	Active	19	4	2	2	11.76%	17	2	0			P,S,T,M,VP SC	22		\$3,000.00
Exc Award (06/30/2023)	62904 TAIPEI YA TAI	03/09/2000	Active	32	9	6	3	10.34%	29	3	0			P,S,T,M,VP SC	1		\$1,000.00
Exc Award (06/30/2016, 06/30/2024)	136243 Taipei Yi Kang	08/17/2018	Active	19	8	4	4	26.67%	15	2	0			P,S,T,M,VP SC	N/A		\$2,000.00
Exc Award (06/30/2023)	103002 TAIPEI YOU BON	06/30/2008	Active	17	3	1	2	13.33%	15	3	0			P,S,T,M,VP SC	24+		
149841 Taipei Yuan Rong		02/10/2022	Active	54	49	31	18	50.00%	36	3	0		None	P,S,T,M,VP SC	15		\$5,000.00
Exc Award (06/30/2023, 06/30/2024)	110805 TAIPEI YUN JIN	04/11/2011	Active	33	15	3	12	57.14%	21	1	0			P,S,T,M,VP SC	0		\$1,000.00



Club Health Assessment for District 300A 3 through June 2025

			Status	Membership							Reports					Finance	LCIF
Club Number	Club Name	Charter Date		Current Member Count	YTD Members Added	YTD Members Dropped	YTD Net Growth	YTD Net Growth%	Member Count 12 Months Ago	Avg. length of service for dropped members	Months Since Last MMR ***	Yrs. Since Last Officer Report	President Rotation	Vice President Reported ****	Months Since Last Activity Report ***	Account Balance	Donations for current Fiscal Year
			Number of times on status quo within last two years	If below 15 members appears				If net loss is greater than 20% appears			If no report in 3 months appears in	When more than one year appears in	Number of repeat terms	Notes the officers that do not have an active	If no report at 12 months appears in red		
Exc Award (06/30/2016, 06/30/2024)																	

Clubs Cancelled Previous Fiscal Year – Clubs Cancelled within last 12 months may be reinstated

Club Number	Club Name	Charter Date	Current Status*	Cancellation Date
23457	TAIPEI YUNG LO	03/13/1973	Cancelled(8*)	06/29/2024

Current Total Clubs Count	YTD New Clubs Count	YTD Cancelled Clubs Count	YTD Net Club Gain	Current Total Members Count	YTD Add	YTD Drop	YTD Net Growth	YTD Net Growth %	Member Count 12 Months Ago	Average Member Count Per Club	% of Clubs with less than 20 members	% No MMR in 3 Months	% No Officer Report in 12 Months	% of Clubs with balance 90+ days	Number of Clubs in Status Quo	% Status Quo Clubs in Financial Suspension	Number of Cancelled Clubs	Average Cancelled Club Age	Members Lost Due to Cancellation	% of Clubs Cancelled for Non-Financial Reasons
62	3	1	2	2,800	831	389	442	18.74%	2,358	45	16%	0%	0%	0%	0	0%	1	83	15	-100%

\* - P - Priority Club. Cancellation Reasons: 1-Objectives/conduct, 2-Non-active club, 5-Non-existing club, 6-Disbanding, 7-Merger, 8-Financial Suspension, 9-District/Multiple District Dues.  
\*\* - Abbreviation: P-President, S-Secretary, T-Treasurer, M-Member Chairperson, VP-First Vice President, MC-Communications Chairperson, SC-Service Chairperson  
\*\*\* - Abbreviation: N/R - Never reported using the Lions Clubs website, N/A - Not applicable, No password registered for the Lions Clubs website.  
\*\*\*\* - Abbreviation: N - New, IP - Immediate Past, R - Repeat.



# Club Health Assessment for District 300A 5 through June 2025

			Status	Membership							Reports					Finance		LCIF
Club Number	Club Name	Charter Date		Current Member Count	YTD Members Added	YTD Members Dropped	YTD Net Growth	YTD Net Growth%	Member Count 12 Months Ago	Avg. length of service for dropped members	Months Since Last MMR ***	Yrs. Since Last Officer Report	President Rotation	Vice President Reported ****	Months Since Last Activity Report ***	Account Balance	Donations for current Fiscal Year	
			Number of times on status quo within last two years	If below 15 members appears				If net loss is greater than 20% appears			If no report in 3 months appears in	When more than one year appears in	Number of repeat terms	Notes the officers that do not have an active	If no report at 12 months appears in red			
Clubs less than two years old																		
155268	I Lan Lan Hsin	07/19/2023	Active	34	6	6	0	0.00%	34	2	0			P,S,T,M,VP SC	N/A		\$7,710.29	
180228	Taitung Tung Ching	01/09/2025	Active	33	39	6	33	100.00%	0	0	2			P,S,T,M,VP SC	N/A			
Clubs more than two years old																		
35231	CHIAO HSI	03/07/1978	Active	38	8	7	1	2.70%	37	13	1			P,S,T,M,VP SC	24+			
Exc Award (06/30/2016, 06/30/2018)																		
23375	HUALIEN	03/21/1964	Active	51	3	1	2	4.08%	49	40	10			P,S,T,M,VP SC	24+		\$5,001.66	
34406	HUALIEN CENTER	08/19/1977	Active	28	0	3	-3	-9.68%	31	6	3			P,S,T,M,VP SC	14		\$1,000.26	
40326	HUALIEN CHUNG SHAN	08/27/1981	Active	30	5	3	2	7.14%	28	21	0			P,S,T,M,VP SC	24+		\$5,030.57	
131689	Hualien Ci-Sin	06/26/2017	Active	28	3	4	-1	-3.45%	29	5	0			P,S,T,M,VP SC	N/A		\$5,641.30	
Exc Award (06/30/2018)																		
48975	HUALIEN CITY LONG YEN	10/24/1988	Active	38	3	10	-7	-15.56%	45	7	0			P,S,T,M,VP SC	14		\$5,010.48	
Exc Award (06/30/2016, 06/30/2019, 06/30/2020)																		
109307	HUALIEN EAST COAST	09/23/2010	Active	17	22	17	5	41.67%	12	4	0			P,S,T,M,VP SC	24+		\$1,000.23	
44247	HUALIEN FAN CHA LAI	09/27/1984	Active	41	12	4	8	24.24%	33	23	0			P,S,T,M,VP SC	24+		\$6,070.78	
Exc Award (06/30/2016, 06/30/2020)																		
42211	HUALIEN HSINCHENG	01/07/1983	Active	25	4	7	-3	-10.71%	28	10	0			P,S,T,M,VP SC	24+		\$1,930.02	
67484	HUALIEN HUEI LAN	03/25/2003	Active	24	7	5	2	9.09%	22	5	0			P,S,T,M,VP SC	10		\$3,523.17	
109218	HUALIEN JIN HUA	09/10/2010	Active	10	6	3	3	42.86%	7	10	0			P,S,T,M,VP SC	21		\$1,000.15	
Exc Award (06/30/2016, 06/30/2018)																		
106778	HUALIEN JIN YING	10/19/2009	Active	19	3	2	1	5.56%	18	3	0			P,S,T,M,VP SC	3		\$1,000.00	
126792	Hualien Kuai Le	02/15/2016	Active	18	2	3	-1	-5.26%	19	4	0			P,S,T,M,VP SC	3		\$1,420.09	
Exc Award (06/30/2020)																		
49336	HUALIEN LIEN HUA	03/22/1989	Active	57	5	3	2	3.64%	55	9	0			P,S,T,M,VP SC	2		\$21,503.50	
Exc Award (06/30/2016, 06/30/2019)																		
89386	HUALIEN TUNG YANG	10/06/2005	Active	30	11	13	-2	-6.25%	32	5	0			P,S,T,M,VP SC	24+			
Exc Award (06/30/2016)																		





# Club Health Assessment for District 300A 5 through June 2025

			Status	Membership							Reports					Finance	LCIF
Club Number	Club Name	Charter Date		Current Member Count	YTD Members Added	YTD Members Dropped	YTD Net Growth	YTD Net Growth%	Member Count 12 Months Ago	Avg. length of service for dropped members	Months Since Last MMR ***	Yrs. Since Last Officer Report	President Rotation	Vice President Reported ****	Months Since Last Activity Report ***	Account Balance	Donations for current Fiscal Year
			Number of times on status quo within last two years	If below 15 members appears				If net loss is greater than 20% appears			If no report in 3 months appears in	When more than one year appears in	Number of repeat terms	Notes the officers that do not have appears in an active	If no report at 12 months red		
23376	I LAN Exc Award (06/30/2016)	07/14/1971	Active	47	4	7	-3	-6.00%	50	2	0			P,S,T,M,VP SC	24+		\$1,501.73
51202	I LAN CHI HUA Exc Award (06/30/2016, 06/30/2023)	01/17/1991	Active	40	16	9	7	21.21%	33	3	0			P,S,T,M,VP SC	15		\$21,898.53
53605	I LAN CHUANG WEI	08/18/1992	Active	47	4	0	4	9.30%	43		10			P,S,T,M,VP SC	24+		
52936	I LAN CHUNG SHAN Exc Award (06/30/2016, 06/30/2023)	04/13/1992	Active	61	6	5	1	1.67%	60	13	0			P,S,T,M,VP SC	6		\$19,300.49
117687	I LAN ELITE Exc Award (06/30/2016, 06/30/2023)	08/21/2012	Active	79	40	18	22	38.60%	57	9	0			P,S,T,M,VP SC	N/A		\$9,025.32
58396	I LAN ENTREPRENEUR	06/07/1996	Active	41	5	3	2	5.13%	39	17	0			P,S,T,M,VP SC	21		
53651	I LAN FU CHENG Exc Award (06/30/2019)	09/02/1992	Active	27	2	3	-1	-3.57%	28	8	0			P,S,T,M,VP SC	24+		\$5,000.10
68696	I LAN HSIEN HSIEH HO Exc Award (06/30/2016)	04/19/2003	Active	51	24	2	22	75.86%	29	10	3			P,S,T,M,VP SC	24+		\$2,000.01
49518	I LAN HSIEN LAN YOUNG	05/08/1989	Active	39	3	3	0	0.00%	39	9	0			P,S,T,M,VP SC	24+		
125715	I Lan Kavalan Campus	08/27/2015	Cancelled(8*)	0	0	7	-7	-100.00%	7	8	0	1	None	P,S,T,M,VP SC	N/A	90+ Days	
139653	I Lan Phoenix Exc Award (06/30/2023)	09/04/2019	Active	27	5	5	0	0.00%	27	3	0			P,S,T,M,VP SC	N/A		\$1,000.09
47884	I LAN RENASCENCE	11/17/1987	Active	38	3	5	-2	-5.00%	40	6	0			P,S,T,M,VP SC	24+		
68695	I LAN SUCCESS Exc Award (06/30/2018)	04/19/2003	Active	79	7	4	3	3.95%	76	9	0			P,S,T,M,VP SC	24+		\$9,001.27
51111	I LAN TUNG KUAN	12/06/1990	Active	22	1	7	-6	-21.43%	28	10	0		None	P,S,T,M,VP SC	17		\$1,000.02
57284	I LAN TZU HUI	08/15/1995	Active	33	2	2	0	0.00%	33	17	0			P,S,T,M,VP SC	23		
65323	I LAN ZHONG YUAN Exc Award (06/30/2019)	05/02/2002	Active	24	12	9	3	14.29%	21	3	0			P,S,T,M,VP SC	24+		\$10,201.05
39447	ILAN CENTRAL	02/05/1981	Active	70	8	4	4	6.06%	66	12	0			P,S,T,M,VP SC	9		\$4,000.55
48383	ILAN CITY MUH LAN	04/06/1988	Active	31	8	6	2	6.90%	29	8	0			P,S,T,M,VP SC	20		\$7,001.36
43036	ILAN SANHSING	09/08/1983	Active	35	1	5	-4	-10.26%	39	9	0			P,S,T,M,VP SC	24+		\$5,009.55



# Club Health Assessment for District 300A 5 through June 2025

			Status	Membership							Reports					Finance		LCIF
Club Number	Club Name	Charter Date		Current Member Count	YTD Members Added	YTD Members Dropped	YTD Net Growth	YTD Net Growth%	Member Count 12 Months Ago	Avg. length of service for dropped members	Months Since Last MMR ***	Yrs. Since Last Officer Report	President Rotation	Vice President Reported ****	Months Since Last Activity Report ***	Account Balance	Donations for current Fiscal Year	
			Number of times on status quo within last two years	If below 15 members appears				If net loss is greater than 20% appears			If no report in 3 months appears in	When more than one year appears in	Number of repeat terms	Notes the officers that do not have an active	If no report at 12 months appears in red			
43382	ILAN YUANSHAN	01/10/1984	Active	37	6	4	2	5.71%	35	17	0			P,S,T,M,VP SC	24+		\$7,301.91	
	Exc Award (06/30/2018, 06/30/2023)																	
23386	KEELUNG	04/07/1959	Active	21	1	4	-3	-12.50%	24	15	0			P,S,T,M,VP SC	3		\$10,101.27	
60723	KEELUNG AI HSIN	05/05/1998	Active	12	3	6	-3	-20.00%	15	4	0			P,S,T,M,VP SC	22		\$360.00	
23387	KEELUNG CENTRAL	12/23/1967	Active	22	7	7	0	0.00%	22	3	0		None	P,S,T,M,VP SC	24+		\$1,000.26	
49801	KEELUNG CENTURY	08/14/1989	Active	23	13	3	10	76.92%	13	16	1		2	P,S,T,M,VP SC	24		\$5,001.00	
38988	KEELUNG CHUNG CHENG	10/23/1980	Active	12	0	7	-7	-36.84%	19	22	0			P,S,T,M,VP SC	24+		\$2,570.74	
	Exc Award (06/30/2019, 06/30/2023)																	
55457	KEELUNG CHUNG HSIAO	03/23/1994	Active	18	4	4	0	0.00%	18	4	0			P,S,T,M,VP SC	24+		\$1,420.23	
	Exc Award (06/30/2019)																	
57285	KEELUNG CHUNG SHAN	08/15/1995	Active	20	3	1	2	11.11%	18	1	0			P,S,T,M,VP SC	20		\$1,001.09	
	Exc Award (06/30/2019)																	
44087	KEELUNG EVER GREEN	06/30/1984	Active	14	0	0	0	0.00%	14		10			P,S,T,M,VP SC	24+		\$2,300.41	
62469	KEELUNG FENG HUANG	11/04/1999	Active	50	5	1	4	8.70%	46	26	1			P,S,T,M,VP SC	1		\$29,700.02	
	Exc Award (06/30/2018, 06/30/2019)																	
99543	KEELUNG HELLO	06/05/2007	Active	84	24	16	8	10.53%	76	3	0			P,S,T,M,VP SC	4		\$33,563.64	
	Exc Award (06/30/2016, 06/30/2019)																	
48384	KEELUNG HSIN HO	04/06/1988	Active	10	2	0	2	25.00%	8		10			P,S,T,M,VP SC	24+			
	Exc Award (06/30/2023)																	
52656	KEELUNG HSIN I	03/04/1992	Active	28	5	3	2	7.69%	26	5	0			P,S,T,M,VP SC	24+		\$7,600.84	
	Exc Award (06/30/2019)																	
123155	Keelung Ideal	09/19/2014	Active	26	7	4	3	13.04%	23	2	0			P,S,T,M,VP SC	8		\$3,000.44	
	Exc Award (06/30/2019)																	
45186	KEELUNG JEN AI	06/19/1985	Active	13	0	0	0	0.00%	13		10		None	P,S,T,M,VP SC	24+			
55570	KEELUNG KUAN TU	04/18/1994	Active	14	1	1	0	0.00%	14	6	0			P,S,T,M,VP SC	24+		\$750.00	
49802	KEELUNG KWANG HUA	08/14/1989	Active	10	11	5	6	150.00%	4	0	0	1	None	P,S,T,M,VP SC	24+		\$1,189.45	
49136	KEELUNG MUH LAN	01/06/1989	Active	26	10	6	4	18.18%	22	7	0			P,S,T,M,VP SC	14		\$15,501.08	
	Exc Award (06/30/2018)																	




# Club Health Assessment for District 300A 5 through June 2025

			Status	Membership							Reports					Finance		LCIF
Club Number	Club Name	Charter Date		Current Member Count	YTD Members Added	YTD Members Dropped	YTD Net Growth	YTD Net Growth%	Member Count 12 Months Ago	Avg. length of service for dropped members	Months Since Last MMR ***	Yrs. Since Last Officer Report	President Rotation	Vice President Reported ****	Months Since Last Activity Report ***	Account Balance	Donations for current Fiscal Year	
			Number of times on status quo within last two years	If below 15 members appears				If net loss is greater than 20% appears			If no report in 3 months appears in	When more than one year repeat appears in	Number of repeat terms	Notes the officers that do not have an active	If no report at 12 months appears in red			
51894	KEELUNG OCEANIC	07/15/1991	Active	23	0	3	-3	-11.54%	26	20	0		None	P,S,T,M,VP SC	24+			
51949	KEELUNG ORIENT	08/12/1991	Active	26	5	8	-3	-10.34%	29	9	0			P,S,T,M,VP SC	24+		\$2,820.80	
	Exc Award (06/30/2016, 06/30/2019, 06/30/2020)																	
47008	KEELUNG PEACE	03/03/1987	Active	19	1	3	-2	-9.52%	21	3	0			P,S,T,M,VP SC	6		\$6,000.90	
	Exc Award (06/30/2020)																	
38498	KEELUNG PORT L C	05/14/1980	Active	19	0	0	0	0.00%	19		10			P,S,T,M,VP SC	24+		\$2,000.53	
54808	KEELUNG TSUR HUEI	08/05/1993	Active	54	7	6	1	1.89%	53	11	0			P,S,T,M,VP SC	2		\$21,702.72	
	Exc Award (06/30/2016)																	
40444	KEELUNG TZYH CHYANG L C	10/22/1981	Active	22	2	5	-3	-12.00%	25	24	0			P,S,T,M,VP SC	24+		\$460.00	
51485	KEELUNG UNITED	03/28/1991	Active	30	0	3	-3	-9.09%	33	5	0			P,S,T,M,VP SC	18		\$6,000.90	
89213	KEELUNG YI PINYI	08/30/2005	Active(1)	22	4	1	3	15.79%	19	7	0			P,S,T,M,VP SC	24+		\$5,360.78	
129171	Keelung Zhen-Xing Campus	10/20/2016	Active	18	4	5	-1	-5.26%	19	4	0			P,S,T,M,VP SC	N/A			
23388	KUANG FU	06/15/1973	Active	23	2	3	-1	-4.17%	24	7	0			P,S,T,M,VP SC	24+		\$1,000.27	
23390	LO TUNG	04/30/1969	Active	81	1	12	-11	-11.96%	92	24	0			P,S,T,M,VP SC	5		\$8,001.11	
23391	MEI LUN	04/24/1972	Active	45	1	12	-11	-19.64%	56	4	0			P,S,T,M,VP SC	24+		\$21,988.31	
	Exc Award (06/30/2016)																	
137352	Ocean University	02/01/2019	Active	16	3	8	-5	-23.81%	21	3	0			P,S,T,M,VP SC	9			
23401	SU AO	04/25/1970	Active	53	1	3	-2	-3.64%	55	36	0			P,S,T,M,VP SC	0		\$2,000.52	
23459	TAITUNG	01/28/1967	Active	26	1	6	-5	-16.13%	31	13	0			P,S,T,M,VP SC	8		\$14,520.78	
	Exc Award (06/30/2016)																	
37380	TAITUNG CHENG KUNG L C	06/29/1979	Active	25	5	2	3	13.64%	22	4	1			P,S,T,M,VP SC	17		\$8,701.57	
49008	TAITUNG CITY TUNG LAN	11/09/1988	Active	26	11	6	5	23.81%	21	13	0			P,S,T,M,VP SC	3		\$10,845.11	
	Exc Award (06/30/2023)																	
51679	TAITUNG HSIEN CHUNG HSING	05/13/1991	Active	37	3	1	2	5.71%	35	2	9			P,S,T,M,VP SC	14		\$9,000.00	
	Exc Award (06/30/2018)																	
61800	TAITUNG HSIEN GREEN ISLAND	04/21/1999	Active	20	2	1	1	5.26%	19	2	0			P,S,T,M,VP SC	7		\$1,000.02	



# Club Health Assessment for District 300A 5 through June 2025

			Status	Membership							Reports					Finance	LCIF
Club Number	Club Name	Charter Date		Current Member Count	YTD Members Added	YTD Members Dropped	YTD Net Growth	YTD Net Growth%	Member Count 12 Months Ago	Avg. length of service for dropped members	Months Since Last MMR ***	Yrs. Since Last Officer Report	President Rotation	Vice President Reported ****	Months Since Last Activity Report ***	Account Balance	Donations for current Fiscal Year
			Number of times on status quo within last two years	If below 15 members appears				If net loss is greater than 20% appears			If no report in 3 months appears in	When more than one year appears in	Number of repeat terms	Notes the officers that do not have an active	If no report at 12 months red		
50427	TAITUNG HSIEN HSIN SHENG	04/17/1990	Active	45	6	4	2	4.65%	43	3	0			P,S,T,M,VP SC	24+		
152817	Taitung Hsien Lanyu	10/21/2022	Active	30	4	5	-1	-3.23%	31	2	11			P,S,T,M,VP SC	N/A		\$1,000.02
50139	TAITUNG HSIEN LEE YU SHAN	01/29/1990	Active	34	1	1	0	0.00%	34	2	0			P,S,T,M,VP SC	24+		
23461	TAITUNG KUAN SAN	02/04/1968	Active	20	6	6	0	0.00%	20	3	0			P,S,T,M,VP SC	14		\$1,127.37
59924	TAITUNG TAI MA LI	08/29/1997	Active	21	8	4	4	23.53%	17	5	0			P,S,T,M,VP SC	24+		\$1,460.23
55571	TAITUNG TUNG HORNG	04/18/1994	Active	28	2	2	0	0.00%	28	12	0			P,S,T,M,VP SC	7		\$1,580.60
38989	TAITUNG TZU CHIANG	10/23/1980	Active	37	18	6	12	48.00%	25	2	1			P,S,T,M,VP SC	24+		\$2,000.52
34324	TONG SAN L C	07/28/1977	Active	28	1	4	-3	-9.68%	31	9	0			P,S,T,M,VP SC	10		\$2,050.30
	Exc Award (06/30/2018)																
34325	TOU CHEN L C	07/28/1977	Active	18	5	7	-2	-10.00%	20	13	0			P,S,T,M,VP SC	24+		
	Exc Award (06/30/2023)																
35233	WU CHIEH L C	03/12/1978	Active	30	1	1	0	0.00%	30	2	0			P,S,T,M,VP SC	19		\$8,000.35
139189	Yi-Lan Jiou Chiung Internet	07/11/2019	Active	28	11	18	-7	-20.00%	35	2	0			P,S,T,M,VP SC	11		\$1,901.05

Clubs Cancelled Previous Fiscal Year – Clubs Cancelled within last 12 months may be reinstated

Club Number	Club Name	Charter Date	Current Status*	Cancellation Date
126848	Hualien Dong Tuo Campus	02/15/2016	Cancelled(6*)	06/29/2024

Current Total Clubs Count	YTD New Clubs Count	YTD Cancelled Clubs Count	YTD Net Club Gain	Current Total Members Count	YTD Add	YTD Drop	YTD Net Growth	YTD Net Growth %	Member Count 12 Months Ago	Average Member Count Per Club	% of Clubs with less than 20 members	% No MMR in 3 Months	% No Officer Report in 12 Months	% of Clubs with balance 90+ days	Number of Clubs in Status Quo	% Status Quo Clubs in Financial Suspension	Number of Cancelled Clubs	Average Cancelled Club Age	Members Lost Due to Cancellation	% of Clubs Cancelled for Non-Financial Reasons
83	1	1	0	2,656	508	419	89	3.47%	2,567	32	20%	12%	1%	0%	0	0%	1	18	7	0%

\* - P - Priority Club. Cancellation Reasons: 1-Objectives/conduct, 2-Non-active club, 5-Non-existing club, 6-Disbanding, 7-Merger, 8-Financial Suspension, 9-District/Multiple District Dues.

\*\* - Abbreviation: P-President, S-Secretary, T-Treasurer, M-Member Chairperson, VP-First Vice President, MC-Communications Chairperson, SC-Service Chairperson

\*\*\* - Abbreviation: N/R - Never reported using the Lions Clubs website, N/A - Not applicable, No password registered for the Lions Clubs website.

\*\*\*\* - Abbreviation: N - New, IP - Immediate Past, R - Repeat.



# Club Health Assessment for District 300B 1 through June 2025

			Status	Membership							Reports					Finance		LCIF
Club Number	Club Name	Charter Date		Current Member Count	YTD Members Added	YTD Members Dropped	YTD Net Growth	YTD Net Growth%	Member Count 12 Months Ago	Avg. length of service for dropped members	Months Since Last MMR ***	Yrs. Since Last Officer Report	President Rotation	Vice President Reported ****	Months Since Last Activity Report ***	Account Balance	Donations for current Fiscal Year	
			Number of times on status quo within last two years	If below 15 members appears				If net loss is greater than 20% appears			If no report in 3 months appears in	When more than one year appears in	Number of repeat terms	Notes the officers that do not have an active	If no report at 12 months appears in red			
Clubs more than two years old																		
52933	NEW TAIPEI CITY AN KUEI	04/17/1992	Active	58	8	10	-2	-3.33%	60	16	0			P,S,T,M,VP SC	14		\$2,000.00	
Exc Award (06/30/2016, 06/30/2022)																		
144240	New Taipei City Campus Blood	12/23/2020	Active	35	11	11	0	0.00%	35	3	5			P,S,T,M,VP SC	3		\$2,000.00	
Exc Award (06/30/2023)																		
39297	NEW TAIPEI CITY CENTRAL	01/15/1981	Active	38	16	4	12	46.15%	26	25	0			P,S,T,M,VP SC	24+		\$3,000.00	
Exc Award (06/30/2022)																		
108883	NEW TAIPEI CITY CHANG JUNG	07/01/2010	Active	40	5	1	4	11.11%	36	14	3			P,S,T,M,VP SC	15		\$1,000.00	
Exc Award (06/30/2016, 06/30/2022, 06/30/2023)																		
77877	NEW TAIPEI CITY CHEN SHAN MEI	11/26/2003	Active	55	9	0	9	19.57%	46		1			P,S,T,M,VP SC	16		\$7,000.00	
Exc Award (06/30/2016, 06/30/2022, 06/30/2023)																		
64755	NEW TAIPEI CITY CHENG KUN	10/26/2001	Active	45	0	0	0	0.00%	45		11			P,S,T,M,VP SC	24+		\$2,000.00	
Exc Award (06/30/2016, 06/30/2022, 06/30/2023)																		
59862	NEW TAIPEI CITY CHESS KING	07/14/1997	Active	15	1	2	-1	-6.25%	16	12	0			P,S,T,M,VP SC	19		\$1,000.00	
Exc Award (06/30/2016, 06/30/2022)																		
55316	NEW TAIPEI CITY CHI HSIEN	02/21/1994	Active	34	10	3	7	25.93%	27	16	0			P,S,T,M,VP SC	11			
Exc Award (06/30/2023)																		
42452	NEW TAIPEI CITY CHIN SHAN	03/21/1983	Active	13	0	3	-3	-18.75%	16	17	0			P,S,T,M,VP SC	24+			
Exc Award (06/30/2021, 06/30/2022)																		
116065	NEW TAIPEI CITY CHING YING	02/13/2012	Active	15	0	13	-13	-46.43%	28	8	0		2	P,S,T,M,VP SC	11		\$1,000.00	
Exc Award (06/30/2016, 06/30/2022, 06/30/2023)																		
60580	NEW TAIPEI CITY CHU LIN	03/31/1998	Active	25	2	2	0	0.00%	25	1	0			P,S,T,M,VP SC	14			
Exc Award (06/30/2016, 06/30/2023)																		
53953	NEW TAIPEI CITY CHUNG HSIAO	12/31/1992	Active	36	0	0	0	0.00%	36		6			P,S,T,M,VP SC	16		\$1,000.00	
Exc Award (06/30/2021, 06/30/2023)																		
43531	NEW TAIPEI CITY CHUNG KANG	02/22/1984	Active	57	9	8	1	1.79%	56	9	0			P,S,T,M,VP SC	0		\$3,000.00	
Exc Award (06/30/2016, 06/30/2022, 06/30/2023)																		



# Club Health Assessment for District 300B 1 through June 2025

			Status	Membership							Reports					Finance	LCIF
Club Number	Club Name	Charter Date		Current Member Count	YTD Members Added	YTD Members Dropped	YTD Net Growth	YTD Net Growth%	Member Count 12 Months Ago	Avg. length of service for dropped members	Months Since Last MMR ***	Yrs. Since Last Officer Report	President Rotation	Vice President Reported ****	Months Since Last Activity Report ***	Account Balance	Donations for current Fiscal Year
			Number of times on status quo within last two years	If below 15 members appears				If net loss is greater than 20% appears			If no report in 3 months appears in	When more than one year appears in	Number of repeat terms	Notes the officers that do not have an active	If no report at 12 months appears in red		
43916	NEW TAIPEI CITY CHUNG SHAN Exc Award (06/30/2016, 06/30/2022)	05/30/1984	Active	126	18	17	1	0.80%	125	9	0			P,S,T,M,VP SC	19		\$5,000.00
29931	NEW TAIPEI CITY CHUNG YANG Exc Award (06/30/2023)	11/12/1974	Active	25	1	11	-10	-28.57%	35	6	0			P,S,T,M,VP SC	24+		\$1,000.00
57843	NEW TAIPEI CITY CHUNG YI Exc Award (06/30/2023)	02/12/1996	Active	41	5	0	5	13.89%	36		5			P,S,T,M,VP SC	5		\$6,000.00
57258	NEW TAIPEI CITY CHUNG YUAN Exc Award (06/30/2021, 06/30/2023)	07/27/1995	Active	26	8	7	1	4.00%	25	7	0			P,S,T,M,VP SC	18		\$2,000.00
48186	NEW TAIPEI CITY ELITE Exc Award (06/30/2016, 06/30/2022, 06/30/2023)	02/24/1988	Active	40	4	9	-5	-11.11%	45	12	0			P,S,T,M,VP SC	13		\$4,000.00
63533	NEW TAIPEI CITY ENVIRONMENTAL Exc Award (06/30/2016, 06/30/2022)	09/11/2000	Active	30	6	1	5	20.00%	25	8	4			P,S,T,M,VP SC	4		\$1,000.00
106534	NEW TAIPEI CITY FAR EAST Exc Award (06/30/2016, 06/30/2023)	08/31/2009	Active	45	0	0	0	0.00%	45		2			P,S,T,M,VP SC	24+		\$7,000.00
42579	NEW TAIPEI CITY FU YING Exc Award (06/30/2016, 06/30/2023, 06/30/2024)	04/07/1983	Active	37	3	13	-10	-21.28%	47	15	0		None	P,S,T,M,VP SC	20		
126820	New Taipei City Global Exc Award (06/30/2021, 06/30/2022)	02/09/2016	Active	22	5	0	5	29.41%	17		6			P,S,T,M,VP SC	N/A		
53971	NEW TAIPEI CITY GUAN IN SHAN Exc Award (06/30/2016, 06/30/2023)	01/11/1993	Active	28	2	1	1	3.70%	27	16	11		2	P,S,T,M,VP SC	6		\$2,000.00
61018	NEW TAIPEI CITY HEROES Exc Award (06/30/2016, 06/30/2022)	07/14/1998	Active	25	1	1	0	0.00%	25	14	0			P,S,T,M,VP SC	21		
108884	NEW TAIPEI CITY HSI YUEH Exc Award (06/30/2016, 06/30/2022, 06/30/2023)	07/01/2010	Active	47	0	0	0	0.00%	47		5			P,S,T,M,VP SC	24+		\$3,000.00
30115	NEW TAIPEI CITY HSIN CHUANG Exc Award (06/30/2021, 06/30/2022, 06/30/2023)	01/06/1975	Active	64	21	19	2	3.23%	62	19	0			P,S,T,M,VP SC	2		\$5,000.00
61037	NEW TAIPEI CITY HSIN HO Exc Award (06/30/2023)	07/20/1998	Active	25	0	2	-2	-7.41%	27	7	6			P,S,T,M,VP SC	24+		\$1,000.00



# Club Health Assessment for District 300B 1 through June 2025

			Status	Membership							Reports					Finance		LCIF
Club Number	Club Name	Charter Date		Current Member Count	YTD Members Added	YTD Members Dropped	YTD Net Growth	YTD Net Growth%	Member Count 12 Months Ago	Avg. length of service for dropped members	Months Since Last MMR ***	Yrs. Since Last Officer Report	President Rotation	Vice President Reported ****	Months Since Last Activity Report ***	Account Balance	Donations for current Fiscal Year	
			Number of times on status quo within last two years	If below 15 members appears					If net loss is greater than 20% appears			If no report in 3 months appears in	When more than one year appears in	Number of repeat terms	Notes the officers that do not have an active	If no report at 12 months appears in red		
117489	NEW TAIPEI CITY HSIN PEI Exc Award (06/30/2021, 06/30/2022)	08/01/2012	Active	30	0	0	0	0.00%	30		14		2	P,S,T,M,VP SC	3		\$1,000.00	
51985	NEW TAIPEI CITY HSIN TAI Exc Award (06/30/2021, 06/30/2022)	08/23/1991	Active	35	3	5	-2	-5.41%	37	17	0		None	P,S,T,M,VP SC	14		\$8,000.00	
54749	NEW TAIPEI CITY HSIN YI Exc Award (06/30/2021, 06/30/2022)	07/05/1993	Active	29	5	1	4	16.00%	25	21	0			P,S,T,M,VP SC	24+			
55247	NEW TAIPEI CITY HSING JUNG Exc Award (06/30/2016, 06/30/2021, 06/30/2022)	01/24/1994	Active	25	0	0	0	0.00%	25		24			P,S,T,M,VP SC	24+			
61135	NEW TAIPEI CITY HUAN SHII Exc Award (06/30/2022, 06/30/2023)	09/15/1998	Active	45	2	4	-2	-4.26%	47	10	0			P,S,T,M,VP SC	24+			
106550	NEW TAIPEI CITY JEN AI Exc Award (06/30/2016, 06/30/2021, 06/30/2022)	08/31/2009	Active	16	0	14	-14	-46.67%	30	4	0			P,S,T,M,VP SC	15		\$1,000.00	
93579	NEW TAIPEI CITY JI PIN Exc Award (06/30/2022, 06/30/2023)	01/06/2006	Active	35	19	10	9	34.62%	26	10	0			P,S,T,M,VP SC	23		\$4,992.62	
57844	NEW TAIPEI CITY KWANG HUEI Exc Award (06/30/2023)	02/12/1996	Active	40	10	14	-4	-9.09%	44	5	0			P,S,T,M,VP SC	24+		\$1,000.00	
49865	NEW TAIPEI CITY KWANG HWA	09/21/1989	Active	49	7	8	-1	-2.00%	50	12	0			P,S,T,M,VP SC	19		\$1,000.00	
55248	NEW TAIPEI CITY KWANG JUNG Exc Award (06/30/2022, 06/30/2023)	01/20/1994	Active	36	1	2	-1	-2.70%	37	10	0			P,S,T,M,VP SC	17		\$3,000.00	
34990	NEW TAIPEI CITY LIN KOU Exc Award (06/30/2016, 06/30/2023)	01/25/1978	Active	50	5	5	0	0.00%	50	9	0			P,S,T,M,VP SC	5		\$5,992.62	
33046	NEW TAIPEI CITY LU CHIANG Exc Award (06/30/2021, 06/30/2022)	11/22/1976	Active	54	4	0	4	8.00%	50		6			P,S,T,M,VP SC	6		\$9,000.00	
30423	NEW TAIPEI CITY LU CHOU Exc Award (06/30/2024)	03/17/1975	Active	35	4	4	0	0.00%	35	5	0			P,S,T,M,VP SC	16			
47068	NEW TAIPEI CITY LUNG MEN Exc Award (06/30/2021, 06/30/2023)	03/20/1987	Cancelled(6*)	0	0	0	0	0.00%	0		10	1	None	P,S,T,M,VP SC	24+			
55013	NEW TAIPEI CITY MING CHIH	11/01/1993	Active	25	1	2	-1	-3.85%	26	6	0			P,S,T,M,VP SC	15			





# Club Health Assessment for District 300B 1 through June 2025

			Status	Membership							Reports					Finance		LCIF
Club Number	Club Name	Charter Date		Current Member Count	YTD Members Added	YTD Members Dropped	YTD Net Growth	YTD Net Growth%	Member Count 12 Months Ago	Avg. length of service for dropped members	Months Since Last MMR ***	Yrs. Since Last Officer Report	President Rotation	Vice President Reported ****	Months Since Last Activity Report ***	Account Balance	Donations for current Fiscal Year	
			Number of times on status quo within last two years	If below 15 members appears				If net loss is greater than 20% appears			If no report in 3 months appears in	When more than one year appears in	Number of repeat terms	Notes the officers that do not have an active	If no report at 12 months red			
124642	New Taipei City New Century	04/22/2015	Active	15	1	12	-11	-42.31%	26	4	0			P,S,T,M,VP SC	21		\$2,000.00	
	Exc Award (06/30/2016, 06/30/2021, 06/30/2023)																	
130629	New Taipei City New Peace	05/25/2017	Active	26	1	0	1	4.00%	25		6			P,S,T,M,VP SC	8			
	Exc Award (06/30/2021, 06/30/2023)																	
37712	NEW TAIPEI CITY PA LI	11/26/1979	Active	46	30	19	11	31.43%	35	13	0			P,S,T,M,VP SC	7		\$3,000.00	
	Exc Award (06/30/2016, 06/30/2022)																	
53604	NEW TAIPEI CITY PAI HO	08/17/1992	Active	42	7	0	7	20.00%	35		4			P,S,T,M,VP SC	11	90+ Days	\$2,000.00	
	Exc Award (06/30/2016, 06/30/2022)																	
59230	NEW TAIPEI CITY PEI YI	03/10/1997	Active(1)	26	5	5	0	0.00%	26	2	0		None	P,S,T,M,VP SC	15			
	Exc Award (06/30/2016, 06/30/2021)																	
104725	NEW TAIPEI CITY POLARIS	02/12/2009	Active	25	0	0	0	0.00%	25		6			P,S,T,M,VP SC	5		\$2,000.00	
	Exc Award (06/30/2021)																	
40546	NEW TAIPEI CITY SAN CHIH	11/16/1981	Active	26	3	7	-4	-13.33%	30	19	0			P,S,T,M,VP SC	15			
	Exc Award (06/30/2016, 06/30/2023)																	
23399	NEW TAIPEI CITY SAN CHUNG	03/01/1971	Active	67	7	9	-2	-2.90%	69	34	0			P,S,T,M,VP SC	4		\$2,000.00	
	Exc Award (06/30/2016, 06/30/2021, 06/30/2023)																	
63857	NEW TAIPEI CITY SAN CHUNG NU TZI	12/21/2000	Active	38	0	0	0	0.00%	38		7			P,S,T,M,VP SC	15		\$1,000.00	
	Exc Award (06/30/2023)																	
42212	NEW TAIPEI CITY SAN HO	01/11/1983	Active	15	0	4	-4	-21.05%	19	4	0			P,S,T,M,VP SC	18			
	Exc Award (06/30/2021, 06/30/2023, 06/30/2025)																	
58587	NEW TAIPEI CITY SHAN YANG	07/15/1996	Active	35	9	0	9	34.62%	26		4			P,S,T,M,VP SC	21			
	Exc Award (06/30/2016, 06/30/2021, 06/30/2023)																	
44088	NEW TAIPEI CITY SHIH MEN	06/30/1984	Active	30	3	2	1	3.45%	29	21	0			P,S,T,M,VP SC	17			
	Exc Award (06/30/2016, 06/30/2022, 06/30/2025)																	
52281	NEW TAIPEI CITY SZU HSIEN	12/16/1991	Active	37	0	3	-3	-7.50%	40	20	0			P,S,T,M,VP SC	15		\$1,000.00	
	Exc Award (06/30/2016, 06/30/2022, 06/30/2025)																	
62755	NEW TAIPEI CITY SZU YUAN	02/01/2000	Active	35	2	2	0	0.00%	35	11	0			P,S,T,M,VP SC	16		\$3,000.00	
	Exc Award (06/30/2023)																	



## Club Health Assessment for District 300B 1 through June 2025

			Status								Membership								Reports				Finance		LCIF
Club Number	Club Name	Charter Date		Current Member Count	YTD Members Added	YTD Members Dropped	YTD Net Growth	YTD Net Growth%	Member Count 12 Months Ago	Avg. length of service for dropped members	Months Since Last MMR ***	Yrs. Since Last Officer Report	President Rotation	Vice President Reported ****	Months Since Last Activity Report ***	Account Balance	Donations for current Fiscal Year								
			Number of times on status quo within last two years	If below 15 members appears				If net loss is greater than 20% appears			If no report in 3 months appears in	When more than one year appears in	Number of repeat terms	Notes the officers that do not have appears in an active	If no report at 12 months red										
132368	New Taipei City Ta Yuan	08/18/2017	Active	15	0	0	0	0.00%	15		14			P,S,T,M,VP SC	N/A										
57837	NEW TAIPEI CITY TAI HO	02/06/1996	Active	36	10	11	-1	-2.70%	37	10	0			P,S,T,M,VP SC	14		\$9,000.00								
	Exc Award (06/30/2016, 06/30/2021, 06/30/20																								
38499	NEW TAIPEI CITY TAI SAN	05/14/1980	Active	25	5	6	-1	-3.85%	26	4	0			P,S,T,M,VP SC	15		\$1,000.00								
	Exc Award (06/30/2021, 06/30/2022)																								
23437	NEW TAIPEI CITY TAIPEI HSIEN	12/10/1965	Active	35	2	3	-1	-2.78%	36	7	0			P,S,T,M,VP SC	18		\$2,000.00								
	Exc Award (06/30/2021, 06/30/2023)																								
38706	NEW TAIPEI CITY TAN SHUI	06/19/1980	Active	62	4	8	-4	-6.06%	66	15	0			P,S,T,M,VP SC	15		\$1,000.00								
	Exc Award (06/30/2021, 06/30/2022, 06/30/20																								
50931	NEW TAIPEI CITY TOR CHING	09/17/1990	Active	31	0	6	-6	-16.22%	37	10	10			P,S,T,M,VP SC	18										
	Exc Award (06/30/2022)																								
144246	New Taipei City Vader	12/22/2020	Active	25	5	10	-5	-16.67%	30	3	0			P,S,T,M,VP SC	16										
	Exc Award (06/30/2023)																								
43384	NEW TAIPEI CITY WAN LI	01/10/1984	Active	15	0	5	-5	-25.00%	20	10	0			P,S,T,M,VP SC	18										
	Exc Award (06/30/2022)																								
39914	NEW TAIPEI CITY WU KU	05/14/1981	Active	46	11	0	11	31.43%	35		2			P,S,T,M,VP SC	24+		\$3,000.00								
	Exc Award (06/30/2016, 06/30/2022)																								
51712	NEW TAIPEI CITY YUNG FU	05/28/1991	Active	78	13	10	3	4.00%	75	7	0			P,S,T,M,VP SC	24+		\$6,992.62								
	Exc Award (06/30/2016, 06/30/2022)																								
Current Total Clubs Count	YTD New Clubs Count	YTD Cancelled Clubs Count	YTD Net Club Gain	Current Total Members Count	YTD Add	YTD Drop	YTD Net Growth	YTD Net Growth %	Member Count 12 Months Ago	Average Member Count Per Club	% of Clubs with less than 20 members	% No MMR in 3 Months	% No Officer Report in 12 Months	% of Clubs with balance 90+ days	Number of Clubs in Status Quo	% Status Quo Clubs in Financial Suspension	Number of Cancelled Clubs	Average Cancelled Club Age	Members Lost Due to Cancellation	% of Clubs Cancelled for Non-Financial Reasons					
65	0	1	-1	2,382	324	329	-5	-0.21%	2,387	37	12%	31%	0%	2%	0	0%	1	38	0	100%					

\* - P - Priority Club. Cancellation Reasons: 1-Objectives/conduct, 2-Non-active club, 5-Non-existing club, 6-Disbanding, 7-Merger, 8-Financial Suspension, 9-District/Multiple District Dues.

\*\* - Abbreviation: P-President, S-Secretary, T-Treasurer, M-Member Chairperson, VP-First Vice President, MC-Communications Chairperson, SC-Service Chairperson

\*\*\* - Abbreviation: N/R - Never reported using the Lions Clubs website, N/A - Not applicable, No password registered for the Lions Clubs website.

\*\*\*\* - Abbreviation: N - New, IP - Immediate Past, R - Repeat.



# Club Health Assessment for District 300B 2 through June 2025

			Status	Membership							Reports					Finance	LCIF
Club Number	Club Name	Charter Date		Current Member Count	YTD Members Added	YTD Members Dropped	YTD Net Growth	YTD Net Growth%	Member Count 12 Months Ago	Avg. length of service for dropped members	Months Since Last MMR ***	Yrs. Since Last Officer Report	President Rotation	Vice President Reported ****	Months Since Last Activity Report ***	Account Balance	Donations for current Fiscal Year
			Number of times on status quo within last two years	If below 15 members appears				If net loss is greater than 20% appears			If no report in 3 months appears in	When more than one year appears in	Number of repeat terms	Notes the officers that do not have an active	If no report at 12 months red		
Clubs less than two years old																	
178410	New Taipei City Cheng Mei	10/15/2024	Active	39	44	5	39	100.00%	0	0	0			P,S,T,M,VP SC	N/R	90+ Days	\$20,600.00
156813	New Taipei City Daxizhi	12/21/2023	Active	28	19	21	-2	-6.67%	30	1	0			P,S,T,M,VP SC	N/R		\$11,000.00
156642	New Taipei City Jui Kuang	01/22/2024	Active	20	10	23	-13	-39.39%	33	1	0			P,S,T,M,VP SC	N/R		\$4,900.00
155559	New Taipei City Pei Da	12/07/2023	Active	45	6	8	-2	-4.26%	47	1	0			P,S,T,M,VP SC	5		\$43,700.00
178831	New Taipei City Pei Hsin	10/14/2024	Active	22	30	8	22	100.00%	0	0	0			P,S,T,M,VP SC	N/A		
Clubs more than two years old																	
140737	National Taipei University of Business	02/22/2021	Active	7	0	0	0	0.00%	7		29	3	None	P,S,T,M,VP SC	N/A		
132939	National Taiwan University	11/22/2017	Active	19	0	0	0	0.00%	19		27	7	None	P,S,T,M,VP SC	N/A		
98594	NEW TAIPEI CITY AI HSIN	02/15/2007	Active	73	5	2	3	4.29%	70	13	0			P,S,T,M,VP SC	5		\$24,400.00
129513	New Taipei City Aletheia	05/31/2017	Active	9	0	0	0	0.00%	9		29	7	None	P,S,T,M,VP SC	N/A		
46332	NEW TAIPEI CITY CAPITAL	06/04/1986	Active	29	2	2	0	0.00%	29	4	2			P,S,T,M,VP SC	4		\$15,800.00
52453	NEW TAIPEI CITY CHANG FU	01/28/1992	Active	29	2	3	-1	-3.33%	30	12	0			P,S,T,M,VP SC	17		\$9,000.00
124681	New Taipei City Chang Shou	04/28/2015	Active	8	7	12	-5	-38.46%	13	10	0			P,S,T,M,VP SC	17		\$4,000.00
59200	NEW TAIPEI CITY CHENG YI	03/06/1997	Active	35	5	8	-3	-7.89%	38	4	0			P,S,T,M,VP SC	17		\$10,000.00
49800	NEW TAIPEI CITY CHIA YUAN	08/08/1989	Active	39	4	3	1	2.63%	38	16	0			P,S,T,M,VP SC	17		\$10,000.00
61856	NEW TAIPEI CITY CHIN LAN	04/30/1999	Active	35	11	7	4	12.90%	31	4	0			P,S,T,M,VP SC	17		\$57,200.00
54266	NEW TAIPEI CITY CHINESE	03/24/1993	Active	24	4	5	-1	-4.00%	25	2	0			P,S,T,M,VP SC	15		\$8,300.00
36340	NEW TAIPEI CITY CHUNG CHENG	12/07/1978	Active	29	7	9	-2	-6.45%	31	12	0			P,S,T,M,VP SC	16		\$25,100.00
39563	NEW TAIPEI CITY CHUNG HO	03/09/1981	Active	36	2	12	-10	-21.74%	46	8	0			P,S,T,M,VP SC	16		\$17,000.00
142656	New Taipei City Chung Hsing	10/20/2020	Active	28	3	3	0	0.00%	28	4	0		None	P,S,T,M,VP SC	14		\$12,000.00
147550	NEW TAIPEI CITY DING HSING	07/27/2021	Active	27	9	3	6	28.57%	21	2	0			P,S,T,M,VP SC	16		\$10,000.00
100218	NEW TAIPEI CITY FANG HSING	09/21/2007	Active	17	2	7	-5	-22.73%	22	1	0			P,S,T,M,VP SC	15	\$3,000.00	



# Club Health Assessment for District 300B 2 through June 2025

			Status	Membership							Reports					Finance	LCIF
Club Number	Club Name	Charter Date		Current Member Count	YTD Members Added	YTD Members Dropped	YTD Net Growth	YTD Net Growth%	Member Count 12 Months Ago	Avg. length of service for dropped members	Months Since Last MMR ***	Yrs. Since Last Officer Report	President Rotation	Vice President Reported ****	Months Since Last Activity Report ***	Account Balance	Donations for current Fiscal Year
			Number of times on status quo within last two years	If below 15 members appears				If net loss is greater than 20% appears			If no report in 3 months appears in	When more than one year appears in	Number of repeat terms	Notes the officers that do not have an active	If no report at 12 months red		
147596	New Taipei City Fashion Art	09/28/2021	Active	0	7	28	-21	-100.00%	21	3	0	1	None	P,S,T,M,VP SC	18	90+ Days	
54866	NEW TAIPEI CITY FU HO	09/13/1993	Active	32	7	10	-3	-8.57%	35	4	0			P,S,T,M,VP SC	17		\$38,000.00
	Exc Award (06/30/2023)																
48679	NEW TAIPEI CITY GREEN LAKE	06/13/1988	Active	26	2	7	-5	-16.13%	31	10	0			P,S,T,M,VP SC	18		\$7,000.00
51796	NEW TAIPEI CITY HAI SHAN	06/12/1991	Active(1)	29	11	7	4	16.00%	25	5	0			P,S,T,M,VP SC	17		\$7,000.00
137140	New Taipei City Hsiang Mao	01/16/2019	Active	30	3	6	-3	-9.09%	33	7	0			P,S,T,M,VP SC	15		\$9,000.27
117472	NEW TAIPEI CITY HSIN PAN	08/03/2012	Active	29	6	7	-1	-3.33%	30	2	0			P,S,T,M,VP SC	N/A		\$21,000.00
23374	NEW TAIPEI CITY HSIN TIEN	01/01/1971	Active	46	6	8	-2	-4.17%	48	2	0			P,S,T,M,VP SC	17		\$23,000.00
89281	NEW TAIPEI CITY HSIU LANG	12/27/2005	Active	8	1	10	-9	-52.94%	17	2	5	1	None	P,S,T,M,VP SC	19		\$3,000.00
54892	NEW TAIPEI CITY HUA CHIANG	09/23/1993	Active	49	20	8	12	32.43%	37	8	0			P,S,T,M,VP SC	16		\$39,000.00
56550	NEW TAIPEI CITY HWA CHUNG	02/20/1995	Active	25	2	4	-2	-7.41%	27	3	0			P,S,T,M,VP SC	18	\$9,000.00	
49778	NEW TAIPEI CITY KWANG MING	07/26/1989	Active	60	13	14	-1	-1.64%	61	3	0			P,S,T,M,VP SC	19	\$33,000.00	
66497	NEW TAIPEI CITY LIAN CHENG	07/16/2002	Active	43	6	2	4	10.26%	39	4	0			P,S,T,M,VP SC	18	\$15,000.00	
77990	NEW TAIPEI CITY LIEN HSIN	12/29/2003	Active	31	2	4	-2	-6.06%	33	8	0			P,S,T,M,VP SC	2	\$25,000.00	
126127	NEW TAIPEI CITY MEI HSIN	12/14/2015	Active	45	7	4	3	7.14%	42	9	0			P,S,T,M,VP SC	10	\$27,000.00	
53566	NEW TAIPEI CITY MEI LUN	08/04/1992	Active	48	8	15	-7	-12.73%	55	5	0			P,S,T,M,VP SC	7	\$35,000.00	
50849	NEW TAIPEI CITY NEW GREEN	07/08/1990	Active	45	3	4	-1	-2.17%	46	19	0			P,S,T,M,VP SC	5	\$38,000.00	
23392	NEW TAIPEI CITY PAN CHIAO	08/04/1971	Active	57	8	7	1	1.79%	56	11	0			P,S,T,M,VP SC	15	\$36,000.00	
121305	New Taipei City Pan Chiao Chilee University Campus	03/28/2014	Active(1)	9	0	0	0	0.00%	9		89	10	None	P,S,T,M,VP SC	N/A		
120367	New Taipei City Pan Chiao Nu Tzu	10/04/2013	Cancelled(8*)	0	0	20	-20	-100.00%	20	6	6	1	None	P,S,T,M,VP SC	N/A	90+ Days	
147551	New Taipei City Pan Chiao United Lions	07/29/2021	Active	43	13	9	4	10.26%	39	4	0			P,S,T,M,VP SC	N/A		\$56,400.00
122944	New Taipei City Peace	08/29/2014	Active	41	8	7	1	2.50%	40	4	0			P,S,T,M,VP SC	11		\$30,400.00



# Club Health Assessment for District 300B 2 through June 2025

			Status	Membership							Reports					Finance	LCIF
Club Number	Club Name	Charter Date		Current Member Count	YTD Members Added	YTD Members Dropped	YTD Net Growth	YTD Net Growth%	Member Count 12 Months Ago	Avg. length of service for dropped members	Months Since Last MMR ***	Yrs. Since Last Officer Report	President Rotation	Vice President Reported ****	Months Since Last Activity Report ***	Account Balance	Donations for current Fiscal Year
			Number of times on status quo within last two years	If below 15 members appears				If net loss is greater than 20% appears			If no report in 3 months appears in	When more than one year appears in	Number of repeat terms	Notes the officers that do not have an active	If no report at 12 months red		
105026	NEW TAIPEI CITY PING SHIN	03/19/2009	Active	26	1	2	-1	-3.70%	27	3	0			P,S,T,M,VP SC	17		\$10,000.00
42580	NEW TAIPEI CITY RUEY FANG	04/29/1983	Active	55	6	6	0	0.00%	55	4	0			P,S,T,M,VP SC	14		\$30,000.00
47166	NEW TAIPEI CITY SAN DOU	04/03/1987	Active	47	0	1	-1	-2.08%	48	8	0			P,S,T,M,VP SC	15		\$13,000.00
23400	NEW TAIPEI CITY SAN HSIA	10/25/1972	Active	49	6	9	-3	-5.77%	52	9	0			P,S,T,M,VP SC	17		\$78,000.00
48032	NEW TAIPEI CITY SAN ING	01/04/1988	Active	40	20	9	11	37.93%	29	6	0			P,S,T,M,VP SC	17		\$10,000.00
87771	NEW TAIPEI CITY SHEN DING	04/12/2005	Active	37	6	5	1	2.78%	36	2	0			P,S,T,M,VP SC	15		\$33,200.00
55857	NEW TAIPEI CITY SHIH TOR HSI	06/20/1994	Active(1)	25	6	3	3	13.64%	22	14	0			P,S,T,M,VP SC	17		\$10,000.00
29231	NEW TAIPEI CITY SHU LIN	04/30/1974	Active	62	1	4	-3	-4.62%	65	2	0			P,S,T,M,VP SC	15		\$14,000.36
105251	NEW TAIPEI CITY SHUANG HO	04/14/2009	Active	49	5	0	5	11.36%	44		0			P,S,T,M,VP SC	17		\$9,000.00
61776	NEW TAIPEI CITY SUNG HAU	04/15/1999	Active	30	10	15	-5	-14.29%	35	9	0			P,S,T,M,VP SC	4		\$7,000.00
52525	NEW TAIPEI CITY TA HAN	02/18/1992	Active(1)	45	7	3	4	9.76%	41	18	0			P,S,T,M,VP SC	15		\$13,000.00
54760	NEW TAIPEI CITY TA TANG	07/05/1993	Active	18	0	7	-7	-28.00%	25	3	0			P,S,T,M,VP SC	15		\$8,000.00
154012	New Taipei City Taiwanese Businessmen	06/22/2023	Active	26	7	5	2	8.33%	24	2	0			P,S,T,M,VP SC	18		\$6,700.00
120794	New Taipei City Tamkang University Campus	02/12/2014	Active	12	0	0	0	0.00%	12		27	7	None	P,S,T,M,VP SC	N/A		
47735	NEW TAIPEI CITY TONG CHING	09/24/1987	Active	31	9	1	8	34.78%	23	3	0			P,S,T,M,VP SC	17		\$24,000.00
38087	NEW TAIPEI CITY TOU CHEN	02/05/1980	Active	56	6	4	2	3.70%	54	5	0			P,S,T,M,VP SC	17		117,500.00
77570	NEW TAIPEI CITY TSUR HSIANG Exc Award (06/30/2023)	10/02/2003	Active	50	2	7	-5	-9.09%	55	8	0			P,S,T,M,VP SC	16		\$47,000.00
58769	NEW TAIPEI CITY TSUR HSING	10/17/1996	Active	26	3	4	-1	-3.70%	27	29	0			P,S,T,M,VP SC	18		\$18,800.00
125367	NEW TAIPEI CITY VEILIN	11/11/2015	Active	16	7	8	-1	-5.88%	17	8	0			P,S,T,M,VP SC	N/A		\$3,000.00
49210	NEW TAIPEI CITY WEN HUA	02/01/1989	Active	37	7	17	-10	-21.28%	47	8	0		2	P,S,T,M,VP SC	15		\$20,610.50
51756	NEW TAIPEI CITY WEN SHAN	06/10/1991	Active	20	19	21	-2	-9.09%	22	5	2		None	P,S,T,M,VP SC	18		\$1,000.03
56179	NEW TAIPEI CITY WU FU	10/24/1994	Active	44	6	7	-1	-2.22%	45	11	0			P,S,T,M,VP SC	15		\$9,000.00



## Club Health Assessment for District 300B 2 through June 2025

Club Number	Club Name	Charter Date	Status	Membership							Reports					Finance	LCIF
				Current Member Count	YTD Members Added	YTD Members Dropped	YTD Net Growth	YTD Net Growth%	Member Count 12 Months Ago	Avg. length of service for dropped members	Months Since Last MMR ***	Yrs. Since Last Officer Report	President Rotation	Vice President Reported ****	Months Since Last Activity Report ***	Account Balance	Donations for current Fiscal Year
			Number of times on status quo within last two years	If below 15 members appears				If net loss is greater than 20% appears			If no report in 3 months appears in	When more than one year appears in	Number of repeat terms	Notes the officers that do not have an active	If no report at 12 months appears in red		
23466	NEW TAIPEI CITY YING KO	05/03/1970	Active	59	8	5	3	5.36%	56	28	0			P,S,T,M,VP SC	15		\$10,000.00
23469	NEW TAIPEI CITY YUNG HO	02/10/1971	Active	53	1	1	0	0.00%	53	6	0			P,S,T,M,VP SC	15	90+ Days	\$32,000.00

Clubs Cancelled Previous Fiscal Year – Clubs Cancelled within last 12 months may be reinstated

Club Number	Club Name	Charter Date	Current Status*	Cancellation Date
129358	New Taipei City Dai Dai	11/28/2016	Cancelled(6*)	04/29/2024
77585	NEW TAIPEI CITY HSIANG HO	11/17/2003	Cancelled(6*)	04/29/2024

Current Total Clubs Count	YTD New Clubs Count	YTD Cancelled Clubs Count	YTD Net Club Gain	Current Total Members Count	YTD Add	YTD Drop	YTD Net Growth	YTD Net Growth %	Member Count 12 Months Ago	Average Member Count Per Club	% of Clubs with less than 20 members	% No MMR in 3 Months	% No Officer Report in 12 Months	% of Clubs with balance 90+ days	Number of Clubs in Status Quo	% Status Quo Clubs in Financial Suspension	Number of Cancelled Clubs	Average Cancelled Club Age	Members Lost Due to Cancellation	% of Clubs Cancelled for Non-Financial Reasons
65	2	1	1	2,207	448	466	-18	-0.81%	2,225	34	17%	9%	11%	6%	0	0%	1	39	20	0%

\* - P - Priority Club. Cancellation Reasons: 1-Objectives/conduct, 2-Non-active club, 5-Non-existing club, 6-Disbanding, 7-Merger, 8-Financial Suspension, 9-District/Multiple District Dues.

\*\* - Abbreviation: P-President, S-Secretary, T-Treasurer, M-Member Chairperson, VP-First Vice President, MC-Communications Chairperson, SC-Service Chairperson

\*\*\* - Abbreviation: N/R - Never reported using the Lions Clubs website, N/A - Not applicable, No password registered for the Lions Clubs website.

\*\*\*\* - Abbreviation: N - New, IP - Immediate Past, R - Repeat.



# Club Health Assessment for District 300B 3 through June 2025

			Status	Membership							Reports					Finance		LCIF
Club Number	Club Name	Charter Date		Current Member Count	YTD Members Added	YTD Members Dropped	YTD Net Growth	YTD Net Growth%	Member Count 12 Months Ago	Avg. length of service for dropped members	Months Since Last MMR ***	Yrs. Since Last Officer Report	President Rotation	Vice President Reported ****	Months Since Last Activity Report ***	Account Balance	Donations for current Fiscal Year	
			Number of times on status quo within last two years	If below 15 members appears				If net loss is greater than 20% appears			If no report in 3 months appears in	When more than one year appears in	Number of repeat terms	Notes the officers that do not have an active	If no report at 12 months appears in red			
Clubs less than two years old																		
155919	Taoyuan Azure	09/11/2023	Active	39	11	4	7	21.88%	32	2	0			P,S,T,M,VP SC	N/A		\$8,000.00	
Exc Award (06/30/2024)																		
157222	Taoyuan Baida Feilli	02/02/2024	Active	10	4	14	-10	-50.00%	20	1	0		2	P,S,T,M,VP SC	N/A			
Exc Award (06/30/2024)																		
181417	Taoyuan Central University Campus	04/01/2025	Newly Chartered	30	30	0	30	100.00%	0		2			P,S,T,M,VP SC	N/A			
175847	Taoyuan Dong Fang Mei	08/30/2024	Active	37	60	23	37	100.00%	0	0	0			P,S,T,M,VP SC	N/A		\$1,000.00	
157223	Taoyuan Elite Confederate	02/27/2024	Active	18	7	9	-2	-10.00%	20	1	0		2	P,S,T,M,VP SC	N/A			
157053	Taoyuan Er Jia Zi	01/16/2024	Cancelled(6*)	0	0	0	0	0.00%	0		12		None	P,S,T,M,VP SC	N/A			
156544	Taoyuan Formosa	11/01/2023	Active	9	0	7	-7	-43.75%	16	2	0		2	P,S,T,M,VP SC	N/A		\$1,000.00	
157054	Taoyuan Hirmes	12/29/2023	Active	19	17	29	-12	-38.71%	31	1	0		2	P,S,T,M,VP SC	N/A		\$3,000.00	
156019	Taoyuan Hong Fu	09/14/2023	Active	15	8	8	0	0.00%	15	2	0		2	P,S,T,M,VP SC	N/A			
Exc Award (06/30/2024)																		
155823	Taoyuan Long Sin	08/31/2023	Active	27	8	6	2	8.00%	25	2	0			P,S,T,M,VP SC	N/A			
Exc Award (06/30/2024)																		
156020	Taoyuan Nan Ping	09/14/2023	Active	18	4	7	-3	-14.29%	21	1	0		2	P,S,T,M,VP SC	N/A			
Exc Award (06/30/2024)																		
155821	Taoyuan Ping Te	08/31/2023	Active	19	14	9	5	35.71%	14	2	0			P,S,T,M,VP SC	N/A			
179614	Taoyuan Ren Mei	12/27/2024	Active	48	50	2	48	100.00%	0	0	0			P,S,T,M,VP SC	N/A			
157055	Taoyuan San Jia Zi	01/16/2024	Cancelled(6*)	0	0	6	-6	-100.00%	6	1	0		None	P,S,T,M,VP SC	N/A			
178563	Taoyuan Tong Le	09/20/2024	Active	28	31	3	28	100.00%	0	0	5			P,S,T,M,VP SC	N/A		\$2,000.00	
180924	Taoyuan Tsui Tsan	02/27/2025	Active	33	33	0	33	100.00%	0		2			P,S,T,M,VP SC	N/A			
179262	Taoyuan Tyai Campus	12/26/2024	Active	30	30	0	30	100.00%	0		6			P,S,T,M,VP SC	N/A			
156812	Taoyuan Walter	12/08/2023	Active	31	14	2	12	63.16%	19	1	0			P,S,T,M,VP SC	N/A		\$9,000.00	
Exc Award (06/30/2024)																		
157929	Taoyuan Well-Known	05/13/2024	Active	27	6	8	-2	-6.90%	29	1	0		2	P,S,T,M,VP SC	N/A			





# Club Health Assessment for District 300B 3 through June 2025

			Status	Membership							Reports					Finance		LCIF
Club Number	Club Name	Charter Date		Current Member Count	YTD Members Added	YTD Members Dropped	YTD Net Growth	YTD Net Growth%	Member Count 12 Months Ago	Avg. length of service for dropped members	Months Since Last MMR ***	Yrs. Since Last Officer Report	President Rotation	Vice President Reported ****	Months Since Last Activity Report ***	Account Balance	Donations for current Fiscal Year	
			Number of times on status quo within last two years	If below 15 members appears				If net loss is greater than 20% appears			If no report in 3 months appears in	When more than one year appears in	Number of repeat terms	Notes the officers that do not have an active	If no report at 12 months appears in red			
157228	Taoyuan World Cheongsam	03/07/2024	Active	9	0	13	-13	-59.09%	22	1	0		2	P,S,T,M,VP SC	N/A			
156107	Taoyuan You De	09/22/2023	Active	24	5	12	-7	-22.58%	31	1	0		2	P,S,T,M,VP SC	N/A		\$1,000.00	
Exc Award (06/30/2024)																		
Clubs more than two years old																		
58887	PA TE CITY TAOYUAN TAAN	12/02/1996	Active	42	4	2	2	5.00%	40	0	0			P,S,T,M,VP SC	17		\$7,000.00	
Exc Award (06/30/2017, 06/30/2018, 06/30/2019)																		
52907	TA YUAN CHUNG SHAN	04/14/1992	Active	32	4	6	-2	-5.88%	34	12	0		None	P,S,T,M,VP SC	24+			
Exc Award (06/30/2016, 06/30/2017, 06/30/2018)																		
39448	TA YUAN L C	02/25/1981	Active	34	3	7	-4	-10.53%	38	9	0			P,S,T,M,VP SC	24+		\$1,000.00	
Exc Award (06/30/2019)																		
40797	TACHI	01/25/1982	Active	29	2	0	2	7.41%	27		5			P,S,T,M,VP SC	24+		\$15,000.00	
Exc Award (06/30/2019, 06/30/2023, 06/30/2024)																		
23455	TAOYUAN	12/28/1959	Active	49	6	11	-5	-9.26%	54	9	0			P,S,T,M,VP SC	8		\$8,000.00	
Exc Award (06/30/2016, 06/30/2018, 06/30/2020)																		
144339	Taoyuan Affectionate	12/28/2020	Active	35	7	5	2	6.06%	33	6	0			P,S,T,M,VP SC	9		\$4,000.00	
Exc Award (06/30/2022, 06/30/2023)																		
48976	TAOYUAN AI HSIN	10/24/1988	Active	36	11	4	7	24.14%	29	10	0			P,S,T,M,VP SC	20		\$9,000.00	
Exc Award (06/30/2016, 06/30/2020, 06/30/2024)																		
123751	Taoyuan Apple Cyber	12/17/2014	Active	14	5	3	2	16.67%	12	1	6			P,S,T,M,VP SC	N/A		\$5,000.00	
Exc Award (06/30/2017, 06/30/2022)																		
87774	TAOYUAN BEST WISH	04/12/2005	Active	15	0	1	-1	-6.25%	16	1	5			P,S,T,M,VP SC	21		\$10,000.00	
Exc Award (06/30/2017, 06/30/2019)																		
49054	TAOYUAN CENTRAL	11/29/1988	Active	46	11	6	5	12.20%	41	3	0			P,S,T,M,VP SC	19		\$25,000.00	
Exc Award (06/30/2017, 06/30/2018, 06/30/2020)																		
143045	Taoyuan Chen Hsin	09/28/2020	Active	24	0	0	0	0.00%	24		15		2	P,S,T,M,VP SC	24+			
61623	TAOYUAN CHENG I	03/09/1999	Active	27	7	7	0	0.00%	27	13	0			P,S,T,M,VP SC	24+		\$2,000.00	
Exc Award (06/30/2016, 06/30/2017, 06/30/2020)																		
84142	TAOYUAN CHERN UEI	09/07/2004	Active	56	4	4	0	0.00%	56	7	0			P,S,T,M,VP SC	15		370,000.02	
Exc Award (06/30/2016, 06/30/2019, 06/30/2020)																		



# Club Health Assessment for District 300B 3 through June 2025

			Status	Membership							Reports					Finance		LCIF
Club Number	Club Name	Charter Date		Current Member Count	YTD Members Added	YTD Members Dropped	YTD Net Growth	YTD Net Growth%	Member Count 12 Months Ago	Avg. length of service for dropped members	Months Since Last MMR ***	Yrs. Since Last Officer Report	President Rotation	Vice President Reported ****	Months Since Last Activity Report ***	Account Balance	Donations for current Fiscal Year	
			Number of times on status quo within last two years	If below 15 members appears	If net loss is greater than 20% appears					If no report in 3 months appears in		When more than one year appears in	Number of repeat terms	Notes the officers that do not have an active	If no report at 12 months appears in red			
118187	TAOYUAN CHUANG CHING	12/05/2012	Active	36	24	15	9	33.33%	27	3	0			P,S,T,M,VP SC	N/A		\$2,000.00	
Exc Award (06/30/2017, 06/30/2018, 06/30/20																		
149520	Taoyuan Chuang Hsin	01/04/2022	Active	7	1	14	-13	-65.00%	20	3	0			P,S,T,M,VP SC	N/A			
Exc Award (06/30/2024)																		
59940	TAOYUAN CHUN YING	09/09/1997	Active	20	5	10	-5	-20.00%	25	2	0			P,S,T,M,VP SC	21		\$4,000.00	
Exc Award (06/30/2016, 06/30/2018, 06/30/20																		
52773	TAOYUAN CHUNG CHENG	03/27/1992	Active	37	4	6	-2	-5.13%	39	22	0			P,S,T,M,VP SC	24+		\$14,000.00	
Exc Award (06/30/2016)																		
57886	TAOYUAN CHUNG HWA	02/21/1996	Active	19	0	2	-2	-9.52%	21	4	0			P,S,T,M,VP SC	24+		\$3,000.00	
Exc Award (06/30/2016, 06/30/2018, 06/30/20																		
62557	TAOYUAN DAR YU	12/10/1999	Active	41	0	1	-1	-2.38%	42	25	6			P,S,T,M,VP SC	24+		\$7,000.00	
Exc Award (06/30/2018, 06/30/2019, 06/30/20																		
102609	TAOYUAN EVERGLORY	06/24/2008	Active	35	3	5	-2	-5.41%	37	6	0			P,S,T,M,VP SC	24+		\$4,000.00	
Exc Award (06/30/2017, 06/30/2023)																		
58336	TAOYUAN FAR EAST	05/16/1996	Active	36	1	1	0	0.00%	36	18	0			P,S,T,M,VP SC	18		\$5,000.00	
Exc Award (06/30/2016, 06/30/2018)																		
110054	TAOYUAN FU RONG	01/06/2011	Active	45	6	16	-10	-18.18%	55	9	0			P,S,T,M,VP SC	16		\$3,000.00	
Exc Award (06/30/2016, 06/30/2020, 06/30/20																		
42857	TAOYUAN FUHSING	06/29/1983	Active	19	0	7	-7	-26.92%	26	5	0		2	P,S,T,M,VP SC	24+		\$2,000.00	
Exc Award (06/30/2016, 06/30/2019, 06/30/20																		
98840	TAOYUAN GUEISHAN	03/19/2007	Active	52	7	12	-5	-8.77%	57	5	0			P,S,T,M,VP SC	15		\$16,000.00	
Exc Award (06/30/2016, 06/30/2019)																		
121531	Taoyuan Happy	03/19/2014	Active	18	7	14	-7	-28.00%	25	4	0			P,S,T,M,VP SC	N/A		\$2,000.00	
Exc Award (06/30/2017, 06/30/2018, 06/30/20																		
116189	TAOYUAN HERITAGE	05/02/2012	Active	16	5	2	3	23.08%	13	13	0			P,S,T,M,VP SC	N/A		\$2,000.00	
Exc Award (06/30/2018, 06/30/2019, 06/30/20																		
117941	TAOYUAN HONESTY	10/08/2012	Active	25	0	1	-1	-3.85%	26	12	6			P,S,T,M,VP SC	N/A		\$25,000.00	
Exc Award (06/30/2016, 06/30/2018, 06/30/20																		
38088	TAOYUAN HSIEN CHENG KUNG	02/05/1980	Active	36	10	9	1	2.86%	35	8	0			P,S,T,M,VP SC	24+		\$17,000.00	



# Club Health Assessment for District 300B 3 through June 2025

			Status	Membership							Reports					Finance		LCIF			
Club Number	Club Name	Charter Date		Current Member Count	YTD Members Added	YTD Members Dropped	YTD Net Growth	YTD Net Growth%	Member Count 12 Months Ago	Avg. length of service for dropped members	Months Since Last MMR ***	Yrs. Since Last Officer Report	President Rotation	Vice President Reported ****	Months Since Last Activity Report ***	Account Balance	Donations for current Fiscal Year				
			Number of times on status quo within last two years	If below 15 members appears					If net loss is greater than 20% appears						If no report in 3 months appears in	When more than one year appears in	Number of repeat terms	Notes the officers that do not have an active	If no report at 12 months appears in red		
Exc Award (06/30/2016, 06/30/2017, 06/30/2018) 59942 TAOYUAN HSIN HSING 09/09/1997			Active	21	2	1	1	5.00%	20	0	0			P,S,T,M,VP SC	24+						
Exc Award (06/30/2017, 06/30/2022) 123741 Taoyuan Hu Tou Shan 12/18/2014			Active	34	12	6	6	21.43%	28	5	0			P,S,T,M,VP SC	N/A		\$1,000.00				
Exc Award (06/30/2018, 06/30/2023) 109200 TAOYUAN HUAN GJIA 09/09/2010			Active	31	8	3	5	19.23%	26	1	0			P,S,T,M,VP SC	21		\$6,000.00				
Exc Award (06/30/2018, 06/30/2020, 06/30/2021) 61701 TAOYUAN JEN SHANN MEEI 03/30/1999			Active	15	7	15	-8	-34.78%	23	2	0			P,S,T,M,VP SC	24+						
Exc Award (06/30/2016, 06/30/2019, 06/30/2020) 100039 TAOYUAN KUANG HUEI 08/16/2007			Active	16	5	5	0	0.00%	16	11	0			P,S,T,M,VP SC	24+		\$1,000.00				
Exc Award (06/30/2018, 06/30/2019, 06/30/2020) 46869 TAOYUAN KUEI SHAN POUAI 01/28/1987			Active	33	3	0	3	10.00%	30		7			P,S,T,M,VP SC	15		\$9,000.00				
Exc Award (06/30/2018, 06/30/2020) 123748 Taoyuan La La Shan 12/17/2014			Active	21	16	11	5	31.25%	16	6	0			P,S,T,M,VP SC	N/A						
Exc Award (06/30/2017, 06/30/2019, 06/30/2020) 84301 TAOYUAN LILY 10/07/2004			Active	39	4	6	-2	-4.88%	41	6	0			P,S,T,M,VP SC	21		\$10,000.00				
Exc Award (06/30/2016, 06/30/2018, 06/30/2020) 110053 TAOYUAN LONG SHOU 01/06/2011			Active	22	7	1	6	37.50%	16	0	0			P,S,T,M,VP SC	24+		\$2,000.00				
Exc Award (06/30/2016, 06/30/2023) 42453 TAOYUAN LOOCHU 03/21/1983			Active	115	13	1	12	11.65%	103	13	1			P,S,T,M,VP SC	15		\$68,000.00				
Exc Award (06/30/2018, 06/30/2019) 98734 TAOYUAN LOOCHU WOMAN 03/08/2007			Active	55	5	19	-14	-20.29%	69	8	0			P,S,T,M,VP SC	16		\$10,000.00				
Exc Award (06/30/2016, 06/30/2018, 06/30/2020) 118190 TAOYUAN LUNG FENG 12/05/2012			Active	18	11	9	2	12.50%	16	1	0			P,S,T,M,VP SC	N/A		\$2,000.00				
Exc Award (06/30/2019, 06/30/2022) 48309 TAOYUAN LUNG HSIANG 03/24/1988			Cancelled(6*)	0	4	20	-16	-100.00%	16	12	0		None	P,S,T,M,VP SC	24+		\$1,000.00				
Exc Award (06/30/2017, 06/30/2019, 06/30/2020) 101576 TAOYUAN NAN KAN 03/21/2008			Active	38	12	9	3	8.57%	35	6	0			P,S,T,M,VP SC	24+		\$17,000.00				
Exc Award (06/30/2017, 06/30/2018, 06/30/2020)																					



# Club Health Assessment for District 300B 3 through June 2025

			Status	Membership							Reports					Finance		LCIF
Club Number	Club Name	Charter Date		Current Member Count	YTD Members Added	YTD Members Dropped	YTD Net Growth	YTD Net Growth%	Member Count 12 Months Ago	Avg. length of service for dropped members	Months Since Last MMR ***	Yrs. Since Last Officer Report	President Rotation	Vice President Reported ****	Months Since Last Activity Report ***	Account Balance	Donations for current Fiscal Year	
			Number of times on status quo within last two years	If below 15 members appears				If net loss is greater than 20% appears			If no report in 3 months appears in	When more than one year appears in	Number of repeat terms		Notes the officers that do not have an active	If no report at 12 months appears in red		
115453	TAOYUAN NAN KAN LADIES	10/31/2011	Active	25	7	8	-1	-3.85%	26	2	0			P,S,T,M,VP SC	N/A		\$6,000.02	
Exc Award (06/30/2017, 06/30/2018, 06/30/20																		
37643	TAOYUAN PA TE	10/13/1979	Active	46	5	5	0	0.00%	46	3	0			P,S,T,M,VP SC	18		\$9,000.00	
Exc Award (06/30/2018, 06/30/2020, 06/30/20																		
123746	Taoyuan Pa Te Nu	12/17/2014	Active	18	4	2	2	12.50%	16	5	0			P,S,T,M,VP SC	N/A		\$1,000.00	
Exc Award (06/30/2018, 06/30/2019, 06/30/20																		
48310	TAOYUAN PEACE	03/24/1988	Active	36	6	6	0	0.00%	36	9	0			P,S,T,M,VP SC	15		\$5,000.00	
Exc Award (06/30/2016, 06/30/2020, 06/30/20																		
47797	TAOYUAN PHOENIX	10/22/1987	Active	43	9	13	-4	-8.51%	47	12	0			P,S,T,M,VP SC	19		\$13,000.00	
Exc Award (06/30/2018, 06/30/2022)																		
53582	TAOYUAN PING TING	08/13/1992	Active	30	1	2	-1	-3.23%	31	7	0			P,S,T,M,VP SC	24+			
Exc Award (06/30/2016, 06/30/2017, 06/30/20																		
43654	TAOYUAN REN AI	03/12/1984	Active	33	3	8	-5	-13.16%	38	12	0			P,S,T,M,VP SC	24+			
Exc Award (06/30/2018, 06/30/2023, 06/30/20																		
126874	Taoyuan Ren Ho	02/25/2016	Active	10	4	1	3	42.86%	7	4	3		None	P,S,T,M,VP SC	N/A			
Exc Award (06/30/2017, 06/30/2018, 06/30/20																		
52568	TAOYUAN REN YU	02/24/1992	Active	62	24	15	9	16.98%	53	24	0			P,S,T,M,VP SC	24+		\$40,000.00	
Exc Award (06/30/2016, 06/30/2017, 06/30/20																		
66302	TAOYUAN SHIH TONG	06/27/2002	Cancelled(6*)	0	0	23	-23	-100.00%	23	13	0		None	P,S,T,M,VP SC	24+		\$2,000.00	
Exc Award (06/30/2016, 06/30/2017, 06/30/20																		
120734	Taoyuan Shou Hsi	12/05/2013	Active	9	7	4	3	50.00%	6	3	0		2	P,S,T,M,VP SC	N/A			
Exc Award (06/30/2017, 06/30/2020, 06/30/20																		
97681	TAOYUAN SUN RISE	09/05/2006	Active	34	6	7	-1	-2.86%	35	2	0			P,S,T,M,VP SC	24+			
Exc Award (06/30/2016, 06/30/2018, 06/30/20																		
52546	TAOYUAN SYH WAI	02/20/1992	Active	24	2	3	-1	-4.00%	25	23	0		2	P,S,T,M,VP SC	24+		\$2,000.00	
Exc Award (06/30/2016, 06/30/2018, 06/30/20																		
123602	Taoyuan Ta Chia	12/15/2014	Active	25	7	4	3	13.64%	22	6	0			P,S,T,M,VP SC	N/A		\$5,000.00	
Exc Award (06/30/2017, 06/30/2020, 06/30/20																		
115454	TAOYUAN TA CHU	10/31/2011	Active	47	8	7	1	2.17%	46	6	0			P,S,T,M,VP SC	N/A		\$38,000.00	
Exc Award (06/30/2017, 06/30/2018, 06/30/20																		



## Club Health Assessment for District 300B 3 through June 2025

			Status	Membership							Reports					Finance	LCIF
Club Number	Club Name	Charter Date		Current Member Count	YTD Members Added	YTD Members Dropped	YTD Net Growth	YTD Net Growth%	Member Count 12 Months Ago	Avg. length of service for dropped members	Months Since Last MMR ***	Yrs. Since Last Officer Report	President Rotation	Vice President Reported ****	Months Since Last Activity Report ***	Account Balance	Donations for current Fiscal Year
			Number of times on status quo within last two years	If below 15 members appears				If net loss is greater than 20% appears			If no report in 3 months appears in	When more than one year appears in	Number of repeat terms	Notes the officers that do not have an active	If no report at 12 months appears in red		
123485	Taoyuan Ta Ko Kan	10/28/2014	Active	30	6	2	4	15.38%	26	3	0			P,S,T,M,VP SC	N/A		\$3,000.00
	Exc Award (06/30/2017, 06/30/2018, 06/30/2020)																
63499	TAOYUAN TAO TE	08/03/2000	Active	46	7	4	3	6.98%	43	7	0			P,S,T,M,VP SC	24+		\$4,000.00
	Exc Award (06/30/2017, 06/30/2018, 06/30/2020)																
57325	TAOYUAN TE MIN	09/06/1995	Active	45	1	5	-4	-8.16%	49	11	0		None	P,S,T,M,VP SC	24+		\$7,000.00
	Exc Award (06/30/2017, 06/30/2018, 06/30/2020)																
53891	TAOYUAN TONG SHIN	12/09/1992	Active	25	2	3	-1	-3.85%	26	32	6		2	P,S,T,M,VP SC	24+		\$3,000.00
	Exc Award (06/30/2020, 06/30/2024)																
52569	TAOYUAN TSYR YUAN	02/24/1992	Active	26	8	5	3	13.04%	23	10	0		None	P,S,T,M,VP SC	24+		\$2,000.00
	Exc Award (06/30/2017, 06/30/2018, 06/30/2020)																
61935	TAOYUAN TSYR-WEN	05/18/1999	Active	48	7	9	-2	-4.00%	50	7	0			P,S,T,M,VP SC	17		\$25,000.00
	Exc Award (06/30/2016, 06/30/2022, 06/30/2020)																
115314	TAOYUAN TZU TSAI	10/28/2011	Active	26	7	2	5	23.81%	21	0	0			P,S,T,M,VP SC	N/A		\$7,000.00
	Exc Award (06/30/2016, 06/30/2018, 06/30/2020)																
52798	TAOYUAN WAN SHOU	04/01/1992	Active	33	3	1	2	6.45%	31	0	0			P,S,T,M,VP SC	24+		\$5,000.00
	Exc Award (06/30/2018, 06/30/2024)																
120908	Taoyuan Wu Fu	12/06/2013	Active	40	13	8	5	14.29%	35	2	0			P,S,T,M,VP SC	N/A		\$3,000.00
	Exc Award (06/30/2017, 06/30/2018, 06/30/2020)																
123174	Taoyuan Yuan Yuan	09/22/2014	Active	29	2	3	-1	-3.33%	30	4	0			P,S,T,M,VP SC	N/A		\$6,000.00
	Exc Award (06/30/2016, 06/30/2018, 06/30/2020)																

Clubs Cancelled Previous Fiscal Year – Clubs Cancelled within last 12 months may be reinstated

Club Number	Club Name	Charter Date	Current Status*	Cancellation Date
84028	TAOYUAN REN SHAW	08/17/2004	Cancelled(8*)	12/29/2023
123734	Taoyuan Ta Tung	12/18/2014	Cancelled(6*)	07/29/2023
153766	Taoyuan Yi Jia Zi	03/01/2023	Cancelled(6*)	06/29/2024



# Club Health Assessment for District 300B 3 through June 2025

						Membership										Reports				Finance		LCIF
Club Number	Club Name	Charter Date	Status		Current Member Count	YTD Members Added	YTD Members Dropped	YTD Net Growth	YTD Net Growth%	Member Count 12 Months Ago	Avg. length of service for dropped members	Months Since Last MMR ***	Yrs. Since Last Officer Report	President Rotation	Vice President Reported ****	Months Since Last Activity Report ***	Account Balance	Donations for current Fiscal Year				
			Number of times on status quo within last two years	If below 15 members appears	If net loss is greater than 20% appears	If no report in 3 months appears in	When more than one year appears in	Number of repeat terms	Notes the officers that do not have an active	If no report at 12 months appears in red												
Current Total Clubs Count	YTD New Clubs Count	YTD Cancelled Clubs Count	YTD Net Club Gain	Current Total Members Count	YTD Add	YTD Drop	YTD Net Growth	YTD Net Growth %	Member Count 12 Months Ago	Average Member Count Per Club	% of Clubs with less than 20 members	% No MMR in 3 Months	% No Officer Report in 12 Months	% of Clubs with balance 90+ days	Number of Clubs in Status Quo	% Status Quo Clubs in Financial Suspension	Number of Cancelled Clubs	Average Cancelled Club Age	Members Lost Due to Cancellation	% of Clubs Cancelled for Non-Financial Reasons		
84	6	4	2	2,600	727	589	138	5.61%	2,462	31	25%	13%	0%	0%	0	0%	4	23	49	75%		

\* - P - Priority Club. Cancellation Reasons: 1-Objectives/conduct, 2-Non-active club, 5-Non-existing club, 6-Disbanding, 7-Merger, 8-Financial Suspension, 9-District/Multiple District Dues.

\*\* - Abbreviation: P-President, S-Secretary, T-Treasurer, M-Member Chairperson, VP-First Vice President, MC-Communications Chairperson, SC-Service Chairperson

\*\*\* - Abbreviation: N/R - Never reported using the Lions Clubs website, N/A - Not applicable, No password registered for the Lions Clubs website.

\*\*\*\* - Abbreviation: N - New, IP - Immediate Past, R - Repeat.



# Club Health Assessment for District 300B 5 through June 2025

			Status	Membership							Reports					Finance		LCIF
Club Number	Club Name	Charter Date		Current Member Count	YTD Members Added	YTD Members Dropped	YTD Net Growth	YTD Net Growth%	Member Count 12 Months Ago	Avg. length of service for dropped members	Months Since Last MMR ***	Yrs. Since Last Officer Report	President Rotation	Vice President Reported ****	Months Since Last Activity Report ***	Account Balance	Donations for current Fiscal Year	
			Number of times on status quo within last two years	If below 15 members appears				If net loss is greater than 20% appears			If no report in 3 months appears in	When more than one year appears in	Number of repeat terms	Notes the officers that do not have an active	If no report at 12 months appears in red			
Clubs less than two years old																		
180971	Taoyuan Loyal Love	04/01/2025	Newly Chartered	36	50	14	36	100.00%	0	0	0			P,S,T,M,VP SC	N/A			
182098	Taoyuan Qingpu Special Zone	05/02/2025	Newly Chartered	19	35	16	19	100.00%	0	0	0			P,S,T,M,VP SC	N/A			
156119	Taoyuan Tao Le	10/03/2023	Active	32	12	15	-3	-8.57%	35	1	0			P,S,T,M,VP SC	N/A		\$999.99	
Exc Award (06/30/2024)																		
Clubs more than two years old																		
23367	CHUNG LI	01/10/1967	Active	44	2	6	-4	-8.33%	48	15	0			P,S,T,M,VP SC	21		109,999.99	
Exc Award (06/30/2017, 06/30/2022, 06/30/20)																		
51145	CHUNG LI CITY LI YU	12/26/1990	Active	27	0	2	-2	-6.90%	29	10	6			P,S,T,M,VP SC	21		\$3,000.02	
Exc Award (06/30/2017, 06/30/2018, 06/30/20)																		
55349	CHUNG LI CITY TAOYUAN JONGYUAN	02/24/1994	Active	28	4	6	-2	-6.67%	30	8	0			P,S,T,M,VP SC	24+		\$5,000.00	
Exc Award (06/30/2016, 06/30/2020, 06/30/20)																		
34323	LUNG TANG L C	07/18/1977	Active	62	7	5	2	3.33%	60	15	0			P,S,T,M,VP SC	24+		\$2,000.01	
Exc Award (06/30/2016, 06/30/2017, 06/30/20)																		
38705	PING CHENG L C	06/12/1980	Active	42	4	6	-2	-4.55%	44	20	0			P,S,T,M,VP SC	15		\$2,000.00	
Exc Award (06/30/2016, 06/30/2018, 06/30/20)																		
48385	TAOYUAN ANGEL	04/06/1988	Active	17	3	11	-8	-32.00%	25	11	0			P,S,T,M,VP SC	15		\$13,000.00	
Exc Award (06/30/2020, 06/30/2022, 06/30/20)																		
120198	Taoyuan Chiao Chih Ya	08/21/2013	Active	21	2	0	2	10.53%	19		11			P,S,T,M,VP SC	24+		\$10,000.04	
Exc Award (06/30/2016, 06/30/2017, 06/30/20)																		
150342	Taoyuan Chin Hsing	04/04/2022	Active	26	10	9	1	4.00%	25	3	0			P,S,T,M,VP SC	N/A		\$999.99	
Exc Award (06/30/2024)																		
48487	TAOYUAN CHIN KUO	04/20/1988	Active	27	1	10	-9	-25.00%	36	5	0			P,S,T,M,VP SC	20		\$2,999.99	
Exc Award (06/30/2016, 06/30/2018, 06/30/20)																		
120736	Taoyuan Ching Pu	12/03/2013	Active	50	56	39	17	51.52%	33	4	0			P,S,T,M,VP SC	N/A		\$1,000.00	
Exc Award (06/30/2018)																		
98735	TAOYUAN CHING YING	03/08/2007	Active	18	6	4	2	12.50%	16	3	0			P,S,T,M,VP SC	15		\$2,000.01	





# Club Health Assessment for District 300B 5 through June 2025

			Status	Membership							Reports					Finance	LCIF
Club Number	Club Name	Charter Date		Current Member Count	YTD Members Added	YTD Members Dropped	YTD Net Growth	YTD Net Growth%	Member Count 12 Months Ago	Avg. length of service for dropped members	Months Since Last MMR ***	Yrs. Since Last Officer Report	President Rotation	Vice President Reported ****	Months Since Last Activity Report ***	Account Balance	Donations for current Fiscal Year
			Number of times on status quo within last two years	If below 15 members appears				If net loss is greater than 20% appears			If no report in 3 months appears in	When more than one year appears in	Number of repeat terms	Notes the officers that do not have an active	If no report at 12 months appears in red		
Exc Award (06/30/2017, 06/30/2020, 06/30/2022)			Active	10	5	1	4	66.67%	6	0	0			P,S,T,M,VP SC	24+		
60978	TAOYUAN CHUNG HSIAO	06/29/1998															
Exc Award (06/30/2018, 06/30/2019)			Active	24	4	9	-5	-17.24%	29	2	0			P,S,T,M,VP SC	24+		\$4,999.96
49873	TAOYUAN CHUNG HSING	09/29/1989															
Exc Award (06/30/2018, 06/30/2019, 06/30/2020)			Active	12	3	6	-3	-20.00%	15	5	0			P,S,T,M,VP SC	N/A		\$1,000.00
123604	Taoyuan Chung Li Nu	12/15/2014															
Exc Award (06/30/2020, 06/30/2023)			Active	36	3	4	-1	-2.70%	37	3	0			P,S,T,M,VP SC	24+		\$2,999.98
59941	TAOYUAN CHUNG YI	09/09/1997															
Exc Award (06/30/2016, 06/30/2022, 06/30/2023)			Active	24	1	7	-6	-20.00%	30	6	0			P,S,T,M,VP SC	24+		
103646	TAOYUAN DIAMOND	09/18/2008															
Exc Award (06/30/2017, 06/30/2018, 06/30/2020)			Active	39	2	1	1	2.63%	38	1	6			P,S,T,M,VP SC	24+		\$1,000.01
61545	TAOYUAN E SUN	02/22/1999															
Exc Award (06/30/2016, 06/30/2017, 06/30/2020)			Active	10	3	2	1	11.11%	9	1	0			P,S,T,M,VP SC	N/A		
130632	Taoyuan Fong Siang	04/13/2017															
Exc Award (06/30/2018, 06/30/2019, 06/30/2020)			Active	17	10	13	-3	-15.00%	20	7	0			P,S,T,M,VP SC	24+		\$2,000.02
52526	TAOYUAN GREAT WINS	02/17/1992															
Exc Award (06/30/2016, 06/30/2017, 06/30/2020)			Active	22	5	4	1	4.76%	21	3	0			P,S,T,M,VP SC	N/A		\$5,000.03
124684	Taoyuan Great Wins Woman	06/10/2015															
Exc Award (06/30/2016, 06/30/2018, 06/30/2020)			Active	24	11	11	0	0.00%	24	3	0			P,S,T,M,VP SC	N/A		
136793	Taoyuan Guang De	12/18/2018															
Exc Award (06/30/2024)			Active	29	14	7	7	31.82%	22	4	0			P,S,T,M,VP SC	N/A		\$9,000.05
123596	Taoyuan Hai Hua	12/15/2014															
Exc Award (06/30/2017, 06/30/2020, 06/30/2022)			Active	34	3	4	-1	-2.86%	35	7	0			P,S,T,M,VP SC	N/A		\$3,000.02
123078	Taoyuan Hsiang Her	09/04/2014															
Exc Award (06/30/2017, 06/30/2018, 06/30/2020)			Active	49	8	7	1	2.08%	48	14	0			P,S,T,M,VP SC	22		\$5,000.00
44089	TAOYUAN HSIEN HSIN YI	06/30/1984															
Exc Award (06/30/2018, 06/30/2020, 06/30/2022)			Active	27	7	8	-1	-3.57%	28	29	0			P,S,T,M,VP SC	24+		\$4,000.01
50664	TAOYUAN HSIEN LI CHING	06/12/1990															
Exc Award (06/30/2018, 06/30/2019)																	



# Club Health Assessment for District 300B 5 through June 2025

			Status	Membership							Reports					Finance		LCIF
Club Number	Club Name	Charter Date		Current Member Count	YTD Members Added	YTD Members Dropped	YTD Net Growth	YTD Net Growth%	Member Count 12 Months Ago	Avg. length of service for dropped members	Months Since Last MMR ***	Yrs. Since Last Officer Report	President Rotation	Vice President Reported ****	Months Since Last Activity Report ***	Account Balance	Donations for current Fiscal Year	
			Number of times on status quo within last two years	If below 15 members appears				If net loss is greater than 20% appears			If no report in 3 months appears in	When more than one year appears in	Number of repeat terms	Notes the officers that do not have an active	If no report at 12 months appears in red			
42581	TAOYUAN HSIEN NEILI	04/07/1983	Active	20	10	9	1	5.26%	19	3	0			P,S,T,M,VP SC	24+		\$999.99	
	Exc Award (06/30/2016, 06/30/2019, 06/30/20																	
103648	TAOYUAN HSIEN YA TAI	09/18/2008	Active	42	3	16	-13	-23.64%	55	4	0			P,S,T,M,VP SC	24+		\$5,000.00	
	Exc Award (06/30/2016, 06/30/2018, 06/30/20																	
37713	TAOYUAN HSIEN YANG MEI	11/26/1979	Active	36	9	5	4	12.50%	32	12	0			P,S,T,M,VP SC	24+		\$1,000.00	
	Exc Award (06/30/2019, 06/30/2024)																	
40327	TAOYUAN HSIN WU	08/27/1981	Active	46	13	3	10	27.78%	36	17	0			P,S,T,M,VP SC	24+		\$10,000.01	
	Exc Award (06/30/2018, 06/30/2023, 06/30/20																	
123595	Taoyuan Hua Hsun	12/15/2014	Active	23	0	4	-4	-14.81%	27	2	0			P,S,T,M,VP SC	N/A			
	Exc Award (06/30/2018, 06/30/2019, 06/30/20																	
58909	TAOYUAN KUAN YIN	12/09/1996	Active	67	9	3	6	9.84%	61	10	0			P,S,T,M,VP SC	15		\$5,000.01	
	Exc Award (06/30/2018, 06/30/2023)																	
115292	TAOYUAN KUAN YIN NU	10/28/2011	Active	26	4	4	0	0.00%	26	2	0			P,S,T,M,VP SC	N/A		\$5,000.00	
	Exc Award (06/30/2019, 06/30/2020, 06/30/20																	
121528	Taoyuan Li Min	03/19/2014	Active	24	3	4	-1	-4.00%	25	7	0			P,S,T,M,VP SC	N/A		\$12,000.01	
	Exc Award (06/30/2018, 06/30/2022)																	
118705	TAOYUAN LING HANG	02/12/2013	Active	16	8	9	-1	-5.88%	17	2	8			P,S,T,M,VP SC	N/A			
	Exc Award (06/30/2016, 06/30/2018, 06/30/20																	
123205	Taoyuan Liu Tu	09/25/2014	Active	20	3	3	0	0.00%	20	6	0			P,S,T,M,VP SC	N/A		\$1,000.01	
	Exc Award (06/30/2016, 06/30/2022, 06/30/20																	
64791	TAOYUAN LONG SHING	11/08/2001	Active	29	13	8	5	20.83%	24	3	0			P,S,T,M,VP SC	24+		\$2,000.02	
	Exc Award (06/30/2016, 06/30/2023)																	
53568	TAOYUAN LUNG CHUAN	08/06/1992	Active	30	3	0	3	11.11%	27		11			P,S,T,M,VP SC	24+			
	Exc Award (06/30/2016, 06/30/2017, 06/30/20																	
117942	TAOYUAN NEW VISION	10/08/2012	Active	25	10	4	6	31.58%	19	6	0			P,S,T,M,VP SC	N/A		\$1,000.01	
	Exc Award (06/30/2019, 06/30/2023)																	
139738	Taoyuan NTUT	10/02/2019	Cancelled(6*)	0	6	19	-13	-100.00%	13	5	0		None	P,S,T,M,VP SC	24+		\$1,000.00	
	Exc Award (06/30/2023)																	
121427	Taoyuan Nu	02/28/2014	Active	17	4	3	1	6.25%	16	0	0			P,S,T,M,VP SC	24+		\$3,999.99	



## Club Health Assessment for District 300B 5 through June 2025

			Status	Membership							Reports					Finance		LCIF
Club Number	Club Name	Charter Date		Current Member Count	YTD Members Added	YTD Members Dropped	YTD Net Growth	YTD Net Growth%	Member Count 12 Months Ago	Avg. length of service for dropped members	Months Since Last MMR ***	Yrs. Since Last Officer Report	President Rotation	Vice President Reported ****	Months Since Last Activity Report ***	Account Balance	Donations for current Fiscal Year	
			Number of times on status quo within last two years	If below 15 members appears				If net loss is greater than 20% appears			If no report in 3 months appears in	When more than one year appears in	Number of repeat terms	Notes the officers that do not have an active	If no report at 12 months appears in red			
Exc Award (06/30/2018, 06/30/2019, 06/30/2020)			Active	23	3	2	1	4.55%	22	2	0			P,S,T,M,VP SC	24+			
43037	TAOYUAN PUHSIN	09/21/1983																
Exc Award (06/30/2017, 06/30/2018, 06/30/2020)			Active	38	14	12	2	5.56%	36	5	0			P,S,T,M,VP SC	N/A			
121751	Taoyuan Real Estate Agent for Public Welfare	04/04/2014																
Exc Award (06/30/2018, 06/30/2020, 06/30/2022)			Active	12	2	1	1	9.09%	11	21	6			P,S,T,M,VP SC	24+		\$2,000.00	
60674	TAOYUAN SHENG TE	04/21/1998																
Exc Award (06/30/2018, 06/30/2019, 06/30/2020)			Active	29	5	1	4	16.00%	25	2	0			P,S,T,M,VP SC	N/A		\$8,000.05	
122874	Taoyuan Shuang Yuan	07/31/2014																
Exc Award (06/30/2016, 06/30/2017, 06/30/2020)			Active	15	3	3	0	0.00%	15	5	0			P,S,T,M,VP SC	N/A		\$3,000.00	
123749	Taoyuan Tai Shan	12/17/2014																
Exc Award (06/30/2016, 06/30/2019, 06/30/2020)			Active	44	4	2	2	4.76%	42	15	0			P,S,T,M,VP SC	24+		\$999.99	
62516	TAOYUAN TZU CHIANG	11/23/1999																
Exc Award (06/30/2016, 06/30/2017, 06/30/2020)			Active	46	13	6	7	17.95%	39	4	0			P,S,T,M,VP SC	N/A		\$3,000.00	
126576	Taoyuan Way Hair	01/22/2016																
Exc Award (06/30/2018, 06/30/2022, 06/30/2023)			Active	27	10	11	-1	-3.57%	28	3	0		2	P,S,T,M,VP SC	N/A		\$1,000.00	
148266	Taoyuan Yong De	09/16/2021																
Exc Award (06/30/2018, 06/30/2022, 06/30/2023)			Active	28	3	10	-7	-20.00%	35	4	0			P,S,T,M,VP SC	N/A		\$999.99	
133239	Taoyuan Zhen Lian	11/27/2017																
Exc Award (06/30/2018, 06/30/2023, 06/30/2024)			Cancelled(6*)	0	1	11	-10	-100.00%	10	6	0		None	P,S,T,M,VP SC	24+		\$1,000.01	
115455	TAOYUAN ZHEN XIANG	10/31/2011																
Exc Award (06/30/2018, 06/30/2022)																		

Clubs Cancelled Previous Fiscal Year – Clubs Cancelled within last 12 months may be reinstated

Club Number	Club Name	Charter Date	Current Status*	Cancellation Date
133831	Taoyuan NTUB Campus	02/19/2018	Cancelled(6*)	04/29/2024



# Club Health Assessment for District 300B 5 through June 2025

				Status				Membership						Reports				Finance		LCIF	
Club Number	Club Name	Charter Date																			

\* - P - Priority Club. Cancellation Reasons: 1-Objectives/conduct, 2-Non-active club, 5-Non-existing club, 6-Disbanding, 7-Merger, 8-Financial Suspension, 9-District/Multiple District Dues.

\*\* - Abbreviation: P-President, S-Secretary, T-Treasurer, M-Member Chairperson, VP-First Vice President, MC-Communications Chairperson, SC-Service Chairperson

\*\*\* - Abbreviation: N/R - Never reported using the Lions Clubs website, N/A - Not applicable, No password registered for the Lions Clubs website.

\*\*\*\* - Abbreviation: N - New, IP - Immediate Past, R - Repeat.



# Club Health Assessment for District 300B 6 through June 2025

			Status	Membership							Reports					Finance	LCIF
Club Number	Club Name	Charter Date		Current Member Count	YTD Members Added	YTD Members Dropped	YTD Net Growth	YTD Net Growth%	Member Count 12 Months Ago	Avg. length of service for dropped members	Months Since Last MMR ***	Yrs. Since Last Officer Report	President Rotation	Vice President Reported ****	Months Since Last Activity Report ***	Account Balance	Donations for current Fiscal Year
			Number of times on status quo within last two years	If below 15 members appears				If net loss is greater than 20% appears			If no report in 3 months appears in	When more than one year appears in	Number of repeat terms	Notes the officers that do not have appears in an active	If no report at 12 months red		
Clubs less than two years old																	
155417	Hsinchu City Glorious	08/14/2023	Active	26	5	2	3	13.04%	23	2	0			P,S,T,M,VP SC	1		\$1,000.00
Exc Award (06/30/2024)																	
179041	HSINCHU COUNTY TECHNOLOGY	11/05/2024	Active	22	32	10	22	100.00%	0	0	0			P,S,T,M,VP SC	4		
175940	Jhunan Li Jing	07/23/2024	Active	37	53	16	37	100.00%	0	24	0			P,S,T,M,VP SC	N/R		\$9,000.00
Clubs more than two years old																	
136310	Baoshan	09/05/2018	Active	22	9	6	3	15.79%	19	5	0			P,S,T,M,VP SC	3		
Exc Award (06/30/2023)																	
41051	CHIUNGLIN	03/26/1982	Active	6	0	0	0	0.00%	6		10			P,S,T,M,VP SC	24+		
23366	CHU NAN	11/03/1968	Active	34	4	2	2	6.25%	32	9	0			P,S,T,M,VP SC	3		\$10,000.00
Exc Award (06/30/2018, 06/30/2023)																	
45429	CHU NAN SOUTHWEST	10/28/1985	Active	56	3	5	-2	-3.45%	58	12	0			P,S,T,M,VP SC	24+		\$13,000.00
Exc Award (06/30/2022)																	
56218	CHU NAN UNION	11/07/1994	Active	22	2	10	-8	-26.67%	30	7	0			P,S,T,M,VP SC	17		\$3,000.00
Exc Award (06/30/2016, 06/30/2022, 06/30/20)																	
133548	Chupei City Da Shing	01/03/2018	Active	26	4	5	-1	-3.70%	27	2	0			P,S,T,M,VP SC	N/A		\$1,000.00
Exc Award (06/30/2023)																	
55952	CHUPEI HWA HSING	06/28/1994	Active	44	4	7	-3	-6.38%	47	8	0			P,S,T,M,VP SC	24+		\$21,000.00
Exc Award (06/30/2016, 06/30/2017, 06/30/20)																	
58397	CHUPEI HWA MEI	06/10/1996	Active	32	11	6	5	18.52%	27	15	0			P,S,T,M,VP SC	7		\$4,000.00
Exc Award (06/30/2017, 06/30/2020, 06/30/20)																	
40543	CHUPEI L C	11/16/1981	Active	54	8	9	-1	-1.82%	55	2	0			P,S,T,M,VP SC	24+		220,000.00
Exc Award (06/30/2017, 06/30/2022)																	
46080	CHUTUNG TA TUNG	04/28/1986	Active	26	6	8	-2	-7.14%	28	13	0			P,S,T,M,VP SC	24+		\$2,000.00
Exc Award (06/30/2021, 06/30/2023, 06/30/20)																	
53610	CHUTUNG TSYR AN	08/25/1992	Active	7	0	1	-1	-12.50%	8	2	0		2	P,S,T,M,VP SC	24+		\$5,000.00
41389	HOULUNG L C	05/17/1982	Active	39	3	2	1	2.63%	38	40	0			P,S,T,M,VP SC	24+		\$5,000.00
Exc Award (06/30/2016, 06/30/2022, 06/30/20)																	



# Club Health Assessment for District 300B 6 through June 2025

			Status	Membership							Reports					Finance		LCIF
Club Number	Club Name	Charter Date		Current Member Count	YTD Members Added	YTD Members Dropped	YTD Net Growth	YTD Net Growth%	Member Count 12 Months Ago	Avg. length of service for dropped members	Months Since Last MMR ***	Yrs. Since Last Officer Report	President Rotation	Vice President Reported ****	Months Since Last Activity Report ***	Account Balance	Donations for current Fiscal Year	
			Number of times on status quo within last two years	If below 15 members appears				If net loss is greater than 20% appears			If no report in 3 months appears in	When more than one year appears in	Number of repeat terms	Notes the officers that do not have an active	If no report at 12 months appears in red			
40377	HSIN FENG L C	09/16/1981	Active	28	3	5	-2	-6.67%	30	8	0			P,S,T,M,VP SC	24+		\$7,100.00	
	Exc Award (06/30/2016, 06/30/2021, 06/30/2022)																	
52545	HSIN PU HSIN HSIN	02/20/1992	Active	35	1	3	-2	-5.41%	37	14	1			P,S,T,M,VP SC	15		\$3,000.00	
	Exc Award (06/30/2022, 06/30/2023)																	
39913	HSIN PU VILLAGE L C	05/20/1981	Active	28	3	8	-5	-15.15%	33	12	0			P,S,T,M,VP SC	15		\$9,000.00	
	Exc Award (06/30/2016, 06/30/2022, 06/30/2023)																	
23372	HSINCHU	03/13/1966	Active	29	4	5	-1	-3.33%	30	34	0			P,S,T,M,VP SC	6		\$5,000.00	
	Exc Award (06/30/2017, 06/30/2022)																	
23373	HSINCHU CENTRAL	10/18/1970	Active	138	32	21	11	8.66%	127	7	0			P,S,T,M,VP SC	3		\$60,000.03	
	Exc Award (06/30/2016, 06/30/2019, 06/30/2022)																	
98370	HSINCHU CHENAI	01/26/2007	Active	18	10	10	0	0.00%	18	5	1			P,S,T,M,VP SC	24+		\$1,000.00	
	Exc Award (06/30/2023)																	
34405	HSINCHU CHENG KUNG	08/08/1977	Active	26	3	6	-3	-10.34%	29	7	0			P,S,T,M,VP SC	24+			
	Exc Award (06/30/2017, 06/30/2023, 06/30/2024)																	
44572	HSINCHU CHENG TE	01/31/1985	Active	29	9	6	3	11.54%	26	8	0			P,S,T,M,VP SC	24+		\$4,000.00	
	Exc Award (06/30/2016, 06/30/2023)																	
135968	Hsinchu Chihyin Arts	08/22/2018	Active	15	8	3	5	50.00%	10	3	4			P,S,T,M,VP SC	17			
	Exc Award (06/30/2023)																	
55610	HSINCHU CHU KUANG	04/27/1994	Active	16	6	4	2	14.29%	14	5	0			P,S,T,M,VP SC	24+			
38871	HSINCHU CHUNG CHENG L C	08/29/1980	Active	35	7	5	2	6.06%	33	20	0			P,S,T,M,VP SC	24+		\$3,000.00	
	Exc Award (06/30/2023)																	
55113	HSINCHU CHUNG HSIAO	12/08/1993	Active	26	5	2	3	13.04%	23	21	0			P,S,T,M,VP SC	3		\$5,000.00	
	Exc Award (06/30/2016)																	
53858	HSINCHU CHUNG HSING	12/01/1992	Active	46	3	4	-1	-2.13%	47	21	0			P,S,T,M,VP SC	5		\$5,000.00	
	Exc Award (06/30/2016, 06/30/2023)																	
42451	HSINCHU CHUNG SHAN	03/21/1983	Active	15	1	4	-3	-16.67%	18	5	0			P,S,T,M,VP SC	24+		\$1,000.00	
	Exc Award (06/30/2023)																	
151901	Hsinchu City Happy	07/22/2022	Active	41	14	0	14	51.85%	27		3		2	P,S,T,M,VP SC	N/R		\$1,000.00	
	Exc Award (06/30/2023)																	



# Club Health Assessment for District 300B 6 through June 2025

			Status	Membership							Reports					Finance		LCIF
Club Number	Club Name	Charter Date		Current Member Count	YTD Members Added	YTD Members Dropped	YTD Net Growth	YTD Net Growth%	Member Count 12 Months Ago	Avg. length of service for dropped members	Months Since Last MMR ***	Yrs. Since Last Officer Report	President Rotation	Vice President Reported ****	Months Since Last Activity Report ***	Account Balance	Donations for current Fiscal Year	
			Number of times on status quo within last two years	If below 15 members appears					If net loss is greater than 20% appears			If no report in 3 months appears in	When more than one year appears in	Number of repeat terms	Notes the officers that do not have an active	If no report at 12 months appears in red		
135969	Hsinchu City Hsinyun	08/22/2018	Active	20	5	8	-3	-13.04%	23	6	0			P,S,T,M,VP SC	16		\$3,000.00	
Exc Award (06/30/2021, 06/30/2024)																		
139354	Hsinchu City Queen	07/29/2019	Active	49	22	0	22	81.48%	27		2			P,S,T,M,VP SC	8		\$8,300.00	
Exc Award (06/30/2021, 06/30/2023, 06/30/2024)																		
50883	HSINCHU CITY REN TE	08/08/1990	Active	26	24	14	10	62.50%	16	6	0			P,S,T,M,VP SC	24+		\$22,000.00	
Exc Award (06/30/2017)																		
118204	HSINCHU CITY WEBINAR	10/29/2012	Active	28	20	0	20	250.00%	8		0			P,S,T,M,VP SC	10		\$7,010.00	
Exc Award (06/30/2022)																		
129133	Hsinchu County Cultural & Educational	11/30/2016	Active	6	20	14	6	100.00%	0	8	0			P,S,T,M,VP SC	N/A			
Exc Award (06/30/2023)																		
98371	HSINCHU COUNTY FENGHSIN	01/26/2007	Active	31	21	9	12	63.16%	19	5	0			P,S,T,M,VP SC	8		\$5,000.00	
Exc Award (06/30/2016, 06/30/2021, 06/30/2024)																		
126614	Hsinchu County Shan Chi	01/27/2016	Active	13	4	5	-1	-7.14%	14	5	0			P,S,T,M,VP SC	24+		\$5,000.00	
Exc Award (06/30/2022)																		
128449	Hsinchu County Volunteer Firemen	09/13/2016	Active	12	2	5	-3	-20.00%	15	7	0		2	P,S,T,M,VP SC	N/A			
105360	HSINCHU FENG CHENG	05/01/2009	Active	35	9	12	-3	-7.89%	38	6	0			P,S,T,M,VP SC	4		\$3,000.00	
Exc Award (06/30/2017, 06/30/2021, 06/30/2024)																		
45304	HSINCHU GUAN TUNG	07/23/1985	Active	45	21	1	20	80.00%	25	6	0			P,S,T,M,VP SC	5		\$5,000.00	
Exc Award (06/30/2016)																		
42855	HSINCHU HENGSHAN	06/13/1983	Active	4	3	11	-8	-66.67%	12	7	0		None	P,S,T,M,VP SC	24+			
Exc Award (06/30/2023)																		
37711	HSINCHU HSIEN CHU TUNG	11/26/1979	Active	27	9	3	6	28.57%	21	1	0			P,S,T,M,VP SC	15		\$3,000.00	
Exc Award (06/30/2017, 06/30/2020, 06/30/2024)																		
51757	HSINCHU HSIN HSING	06/03/1991	Active	22	4	3	1	4.76%	21	2	0			P,S,T,M,VP SC	24+		\$2,000.00	
Exc Award (06/30/2023)																		
51520	HSINCHU KUANG HUI	04/04/1991	Active	27	7	9	-2	-6.90%	29	3	0			P,S,T,M,VP SC	18		\$13,000.00	
Exc Award (06/30/2017, 06/30/2022, 06/30/2024)																		
43167	HSINCHU KUANG HWA	11/07/1983	Active	84	17	10	7	9.09%	77	9	0			P,S,T,M,VP SC	24+		\$21,000.00	





# Club Health Assessment for District 300B 6 through June 2025

			Status	Membership							Reports					Finance		LCIF			
Club Number	Club Name	Charter Date		Current Member Count	YTD Members Added	YTD Members Dropped	YTD Net Growth	YTD Net Growth%	Member Count 12 Months Ago	Avg. length of service for dropped members	Months Since Last MMR ***	Yrs. Since Last Officer Report	President Rotation	Vice President Reported ****	Months Since Last Activity Report ***	Account Balance	Donations for current Fiscal Year				
			Number of times on status quo within last two years	If below 15 members appears					If net loss is greater than 20% appears						If no report in 3 months appears in	When more than one year appears in	Number of repeat terms	Notes the officers that do not have an active	If no report at 12 months appears in red		
Exc Award (06/30/2016, 06/30/2021, 06/30/2022)			Active	42	14	7	7	20.00%	35	2	0			P,S,T,M,VP SC	24+		\$40,000.02				
104323	HSINCHU KUANG YAO	01/09/2009																			
Exc Award (06/30/2016, 06/30/2021)			Active	9	3	1	2	28.57%	7	0	0			P,S,T,M,VP SC	24+		\$1,000.00				
66508	HSINCHU MING YAO	07/29/2002																			
Exc Award (06/30/2016, 06/30/2017, 06/30/2022)			Active	29	0	1	-1	-3.33%	30	6	0			P,S,T,M,VP SC	24+		\$1,000.00				
43790	HSINCHU OMEI	04/02/1984																			
Exc Award (06/30/2016, 06/30/2023)			Active	38	0	17	-17	-30.91%	55	5	0			P,S,T,M,VP SC	10						
40325	HSINCHU PEI PU	08/27/1981																			
Exc Award (06/30/2022)			Active	17	8	51	-43	-71.67%	60	3	0			P,S,T,M,VP SC	5		\$3,000.00				
61662	HSINCHU PHOENIX	03/24/1999																			
Exc Award (06/30/2016, 06/30/2019, 06/30/2022)			Active	45	11	6	5	12.50%	40	9	0			P,S,T,M,VP SC	18		\$9,000.00				
48084	HSINCHU PO AI	01/25/1988																			
Exc Award (06/30/2017, 06/30/2018, 06/30/2022)			Active	0	3	8	-5	-100.00%	5	5	0		None	P,S,T,M,VP SC	N/A						
136527	Hsinchu Rich and Moral	09/26/2018																			
Exc Award (06/30/2023)			Active	23	0	2	-2	-8.00%	25	11	0			P,S,T,M,VP SC	24+		\$6,000.00				
49209	HSINCHU TSUR HUEY	02/06/1989																			
Exc Award (06/30/2023)			Active	25	1	2	-1	-3.85%	26	11	0			P,S,T,M,VP SC	24+		\$3,000.00				
57294	HSINCHU UNICORN	08/18/1995																			
Exc Award (06/30/2016, 06/30/2022, 06/30/2023)			Active	57	16	5	11	23.91%	46	8	0			P,S,T,M,VP SC	3		\$7,000.00				
147773	Hsinchu Yushan	08/02/2021																			
Exc Award (06/30/2023)			Active	16	1	3	-2	-11.11%	18	12	0			P,S,T,M,VP SC	3		\$10,000.00				
57828	HSINPU SUNG YUN	02/12/1996																			
Exc Award (06/30/2016, 06/30/2021, 06/30/2022)			Active	30	16	11	5	20.00%	25	10	0			P,S,T,M,VP SC	24+		\$2,000.00				
51579	HU KOU HSIANG HSIN HWU	04/24/1991																			
Exc Award (06/30/2024)			Active	62	15	2	13	26.53%	49	5	0			P,S,T,M,VP SC	10		\$7,000.00				
48308	KUAN HSI HUEY CHYUN	03/24/1988																			
Exc Award (06/03/2016, 06/30/2021, 06/30/2022)			Active	45	8	1	7	18.42%	38	4	5			P,S,T,M,VP SC	14		\$33,000.00				
43383	KUNGKUAN	01/10/1984																			
Exc Award (06/30/2017, 06/30/2023)																					



# Club Health Assessment for District 300B 6 through June 2025

			Status	Membership							Reports					Finance		LCIF
Club Number	Club Name	Charter Date		Current Member Count	YTD Members Added	YTD Members Dropped	YTD Net Growth	YTD Net Growth%	Member Count 12 Months Ago	Avg. length of service for dropped members	Months Since Last MMR ***	Yrs. Since Last Officer Report	President Rotation	Vice President Reported ****	Months Since Last Activity Report ***	Account Balance	Donations for current Fiscal Year	
			Number of times on status quo within last two years	If below 15 members appears				If net loss is greater than 20% appears			If no report in 3 months appears in	When more than one year appears in	Number of repeat terms	Notes the officers that do not have an active	If no report at 12 months appears in red			
40545	KWANHSI L C	11/16/1981	Active	73	20	6	14	23.73%	59	5	0			P,S,T,M,VP SC	16		\$6,000.00	
Exc Award (06/30/2017)																		
23385	MIAOLI	04/04/1965	Active	16	8	12	-4	-20.00%	20	13	0			P,S,T,M,VP SC	24+			
Exc Award (06/30/2023)																		
42578	MIAOLI CENTRAL	04/29/1983	Active	26	6	2	4	18.18%	22	22	0			P,S,T,M,VP SC	5		\$2,000.00	
Exc Award (06/30/2016, 06/30/2022, 06/30/20)																		
104568	MIAOLI COUNTY HSIN YA	02/03/2009	Active	26	3	5	-2	-7.14%	28	2	0			P,S,T,M,VP SC	3		\$7,000.00	
Exc Award (06/30/2016, 06/30/2023, 06/30/20)																		
67163	MIAOLI COUNTY NAN FENG	01/28/2003	Active	22	3	7	-4	-15.38%	26	12	0			P,S,T,M,VP SC	17		\$6,000.00	
Exc Award (06/30/2016, 06/30/2021, 06/30/20)																		
59269	MIAOLI GREAT LAKE	03/20/1997	Active	22	10	7	3	15.79%	19	10	0			P,S,T,M,VP SC	24+			
Exc Award (06/30/2016, 06/30/2021, 06/30/20)																		
52906	MIAOLI HWA HSIN	04/14/1992	Active	22	5	8	-3	-12.00%	25	7	0		None	P,S,T,M,VP SC	24+		\$8,000.00	
Exc Award (06/30/2017, 06/30/2022, 06/30/20)																		
60673	MIAOLI YUFENG	04/21/1998	Active	26	6	6	0	0.00%	26	10	0			P,S,T,M,VP SC	15		\$13,000.00	
Exc Award (06/30/2017, 06/30/2019, 06/30/20)																		
52762	TORNG LWO	03/31/1992	Cancelled(6*)	0	0	0	0	0.00%	0		11	1	None	P,S,T,M,VP SC	24+			
Exc Award (06/30/2016, 06/30/2023)																		
32831	TOUFEN	10/12/1976	Active	38	7	7	0	0.00%	38	7	0			P,S,T,M,VP SC	24+		\$4,000.00	
Exc Award (06/30/2016, 06/30/2023)																		
53569	TOUFEN DONG SHENG	08/06/1992	Active	32	1	0	1	3.23%	31		10			P,S,T,M,VP SC	16		\$10,000.00	
Exc Award (06/30/2016, 06/30/2021)																		
50591	TOUFEN HSIN YI	05/23/1990	Active	27	2	1	1	3.85%	26	5	0			P,S,T,M,VP SC	24+		\$1,000.00	
58802	TOUFEN TOWN HUEI KUANG	10/29/1996	Active	21	7	5	2	10.53%	19	4	0			P,S,T,M,VP SC	5		\$6,000.00	
Exc Award (06/30/2018, 06/30/2022)																		
95731	TOUWU	02/17/2006	Active	19	0	13	-13	-40.63%	32	4	0			P,S,T,M,VP SC	24+		\$3,000.00	
Exc Award (06/30/2023)																		
36500	TUNG HSIAO	01/29/1979	Active	27	1	0	1	3.85%	26		1			P,S,T,M,VP SC	22		\$7,000.00	
Exc Award (06/30/2016, 06/30/2022, 06/30/20)																		



## Club Health Assessment for District 300B 6 through June 2025

			Status		Membership						Reports					Finance		LCIF		
Club Number	Club Name	Charter Date			Current Member Count	YTD Members Added	YTD Members Dropped	YTD Net Growth	YTD Net Growth%	Member Count 12 Months Ago	Avg. length of service for dropped members	Months Since Last MMR ***	Yrs. Since Last Officer Report	President Rotation	Vice President Reported ****	Months Since Last Activity Report ***	Account Balance	Donations for current Fiscal Year		
			Number of times on status quo within last two years		If below 15 members appears				If net loss is greater than 20% appears			If no report in 3 months appears in	When more than one year appears in	Number of repeat terms		Notes the officers that do not have an active	If no report at 12 months appears in red			
57887	TUNG HSIAO LILY	02/20/1996	Active		22	3	6	-3	-12.00%	25	4	0			P,S,T,M,VP SC	3				
	Exc Award (06/30/2016, 06/30/2023)																			
33458	YUAN LI L C	03/14/1977	Active		23	2	1	1	4.55%	22	0	0			P,S,T,M,VP SC	5		\$2,000.00		
	Exc Award (06/30/2016, 06/30/2022, 06/30/20)																			
51758	YUAN LI TOWN TSYR YING	06/03/1991	Active		16	3	5	-2	-11.11%	18	3	0			P,S,T,M,VP SC	22		\$1,000.00		
	Exc Award (06/30/2016, 06/30/2023, 06/30/20)																			
Current Total Clubs Count	YTD New Clubs Count	YTD Cancelled Clubs Count	YTD Net Club Gain	Current Total Members Count	YTD Add	YTD Drop	YTD Net Growth	YTD Net Growth %	Member Count 12 Months Ago	Average Member Count Per Club	% of Clubs with less than 20 members	% No MMR in 3 Months	% No Officer Report in 12 Months	% of Clubs with balance 90+ days	Number of Clubs in Status Quo	% Status Quo Clubs in Financial Suspension	Number of Cancelled Clubs	Average Cancelled Club Age	Members Lost Due to Cancellation	% of Clubs Cancelled for Non-Financial Reasons
76	2	1	1	2,303	624	487	137	6.33%	2,166	30	22%	7%	0%	0%	0	0%	1	33	0	100%

\* - P - Priority Club. Cancellation Reasons: 1-Objectives/conduct, 2-Non-active club, 5-Non-existing club, 6-Disbanding, 7-Merger, 8-Financial Suspension, 9-District/Multiple District Dues.

\*\* - Abbreviation: P-President, S-Secretary, T-Treasurer, M-Member Chairperson, VP-First Vice President, MC-Communications Chairperson, SC-Service Chairperson

\*\*\* - Abbreviation: N/R - Never reported using the Lions Clubs website, N/A - Not applicable, No password registered for the Lions Clubs website.

\*\*\*\* - Abbreviation: N - New, IP - Immediate Past, R - Repeat.



# Club Health Assessment for District 300C 1 through June 2025

			Status	Membership							Reports					Finance		LCIF
Club Number	Club Name	Charter Date		Current Member Count	YTD Members Added	YTD Members Dropped	YTD Net Growth	YTD Net Growth%	Member Count 12 Months Ago	Avg. length of service for dropped members	Months Since Last MMR ***	Yrs. Since Last Officer Report	President Rotation	Vice President Reported ****	Months Since Last Activity Report ***	Account Balance	Donations for current Fiscal Year	
			Number of times on status quo within last two years	If below 15 members appears				If net loss is greater than 20% appears			If no report in 3 months appears in	When more than one year appears in	Number of repeat terms	Notes the officers that do not have appears in an active	If no report at 12 months red			
Clubs less than two years old																		
156017	Taichung Big Family	09/22/2023	Active	25	0	2	-2	-7.41%	27	1	2			P,S,T,M,VP SC	N/A		\$2,000.00	
178073	Taichung Chung Hsin	09/19/2024	Active	17	31	14	17	100.00%	0	5	0			P,S,T,M,VP SC	N/R		\$1,000.01	
155922	Taichung Da Taichung	09/22/2023	Active	47	10	10	0	0.00%	47	3	0			P,S,T,M,VP SC	N/R		\$2,000.01	
180803	Taichung Fly Badminton	02/14/2025	Active	20	20	0	20	100.00%	0		4			P,S,T,M,VP SC	N/A			
155921	Taichung Fu Wei	09/14/2023	Active	35	0	10	-10	-22.22%	45	2	0			P,S,T,M,VP SC	N/A		\$1,000.00	
155920	Taichung Ming Shi	09/19/2023	Active	45	24	54	-30	-40.00%	75	2	0		None	P,S,T,M,VP SC	N/R		\$7,000.03	
Exc Award (06/30/2024)																		
175020	Taichung Yuanlin Baiguoshan	07/23/2024	Active	20	24	4	20	100.00%	0	0	0			P,S,T,M,VP SC	N/A			
Clubs more than two years old																		
23403	TAICHUNG	05/01/1959	Active	42	10	6	4	10.53%	38	24	0			P,S,T,M,VP SC	24+		\$6,000.04	
Exc Award (06/30/2016)																		
60267	TAICHUNG A P	01/05/1998	Active	45	23	5	18	66.67%	27	5	0			P,S,T,M,VP SC	24+		\$10,000.03	
Exc Award (06/30/2018, 06/30/2019, 06/30/20)																		
68740	TAICHUNG CELEBRITY	05/05/2003	Active	68	1	8	-7	-9.33%	75	4	0			P,S,T,M,VP SC	24+		\$10,000.08	
Exc Award (06/30/2019, 06/30/2021, 06/30/20)																		
23404	TAICHUNG CENTRAL	06/02/1969	Active	32	8	5	3	10.34%	29	15	0			P,S,T,M,VP SC	24+		\$11,000.08	
Exc Award (06/30/2023)																		
101587	TAICHUNG CHAOYANG LEO	06/04/2008	Active(2)	1	1	0	1	100.00%	0		11		2	P,S,T,M,VP SC	N/R			
40268	TAICHUNG CHEN TA DENG	07/27/1981	Active	46	6	6	0	0.00%	46	13	0			P,S,T,M,VP SC	24+		\$3,000.01	
Exc Award (06/30/2018, 06/30/2024)																		
47887	TAICHUNG CHIN LAN	11/25/1987	Active	18	5	12	-7	-28.00%	25	6	0			P,S,T,M,VP SC	24+		\$1,000.01	
Exc Award (06/30/2017, 06/30/2018, 06/30/20)																		
32751	TAICHUNG CHIN LUNG	09/27/1976	Active	25	3	4	-1	-3.85%	26	3	0			P,S,T,M,VP SC	24+		\$3,000.13	
Exc Award (06/30/2017, 06/30/2018, 06/30/20)																		
23406	TAICHUNG CHUNG CHENG	10/20/1971	Active	35	3	13	-10	-22.22%	45	23	0			P,S,T,M,VP SC	24+			
Exc Award (06/30/2016, 06/30/2018, 06/30/20)																		
98303	TAICHUNG CHUNG MEI	01/16/2007	Active	25	4	6	-2	-7.41%	27	9	0			P,S,T,M,VP SC	24+		\$5,000.03	



# Club Health Assessment for District 300C 1 through June 2025

			Status	Membership							Reports					Finance	LCIF
Club Number	Club Name	Charter Date		Current Member Count	YTD Members Added	YTD Members Dropped	YTD Net Growth	YTD Net Growth%	Member Count 12 Months Ago	Avg. length of service for dropped members	Months Since Last MMR ***	Yrs. Since Last Officer Report	President Rotation	Vice President Reported ****	Months Since Last Activity Report ***	Account Balance	Donations for current Fiscal Year
			Number of times on status quo within last two years	If below 15 members appears				If net loss is greater than 20% appears			If no report in 3 months appears in	When more than one year appears in	Number of repeat terms	Notes the officers that do not have an active	If no report at 12 months red		
Exc Award (06/30/2016, 06/30/2017, 06/30/2020)			Active	27	11	12	-1	-3.57%	28	5	0			P,S,T,M,VP SC	24+		\$5,000.04
48624	TAICHUNG DER SHIN	05/23/1988															
Exc Award (06/30/2017, 06/30/2018, 06/30/2020)			Active	58	24	19	5	9.43%	53	6	0			P,S,T,M,VP SC	24+		\$11,000.07
54827	TAICHUNG DONG MEI	08/17/1993															
Exc Award (06/30/2016, 06/30/2018, 06/30/2020)			Active	47	4	17	-13	-21.67%	60	15	0			P,S,T,M,VP SC	24+		\$14,000.03
23407	TAICHUNG DOWNTOWN	03/24/1961															
Exc Award (06/30/2023)			Cancelled(8*)	0	0	26	-26	-100.00%	26	5	5	1	None	P,S,T,M,VP SC	N/R	90+ Days	
135966	Taichung Excellence	08/01/2018															
Exc Award (06/30/2022)			Active	28	3	3	0	0.00%	28	12	0			P,S,T,M,VP SC	24+		\$5,000.04
96995	TAICHUNG FOUR SEASON	04/24/2006															
Exc Award (06/30/2016)			Active	56	13	2	11	24.44%	45	0	0			P,S,T,M,VP SC	N/A		\$8,000.01
142237	Taichung Fu Hui	07/29/2020															
Exc Award (06/30/2021, 06/30/2023)			Active	28	10	17	-7	-20.00%	35	3	0			P,S,T,M,VP SC	N/A		\$1,000.01
151843	Taichung Fu Jen	08/05/2022															
			Active	16	3	12	-9	-36.00%	25	3	0			P,S,T,M,VP SC	N/R		\$1,000.01
153568	Taichung Fu Ju	02/02/2023															
			Active	26	10	12	-2	-7.14%	28	3	0			P,S,T,M,VP SC	N/A		\$1,000.01
151847	Taichung Fu Te	08/04/2022															
Exc Award (06/30/2023)			Active	136	7	127	-120	-46.88%	256	7	0			P,S,T,M,VP SC	N/A		\$14,000.00
125556	Taichung Fulun	08/18/2015															
Exc Award (06/30/2016, 06/30/2018, 06/30/2020)			Active	46	7	6	1	2.22%	45	33	0			P,S,T,M,VP SC	24+		
29754	TAICHUNG GREEN STREAM	08/22/1974															
Exc Award (06/30/2016, 06/30/2022)			Active	21	12	11	1	5.00%	20	8	0			P,S,T,M,VP SC	24+		\$5,000.02
53552	TAICHUNG HONG YU	07/28/1992															
Exc Award (06/30/2018)			Active	85	4	24	-20	-19.05%	105	9	1			P,S,T,M,VP SC	24+		\$2,000.00
41052	TAICHUNG JEN AI	03/16/1982															
Exc Award (06/30/2016, 06/30/2019)			Active	39	3	1	2	5.41%	37	0	0			P,S,T,M,VP SC	N/A		\$1,000.01
152671	Taichung Jen Xin	09/23/2022															
Exc Award (06/30/2024)			Active	6	1	8	-7	-53.85%	13	4	0			P,S,T,M,VP SC	24+		
47167	TAICHUNG JEN YU	04/06/1987															
Exc Award (06/30/2017)																	



## Club Health Assessment for District 300C 1 through June 2025

			Status	Membership							Reports					Finance	LCIF
Club Number	Club Name	Charter Date		Current Member Count	YTD Members Added	YTD Members Dropped	YTD Net Growth	YTD Net Growth%	Member Count 12 Months Ago	Avg. length of service for dropped members	Months Since Last MMR ***	Yrs. Since Last Officer Report	President Rotation	Vice President Reported ****	Months Since Last Activity Report ***	Account Balance	Donations for current Fiscal Year
			Number of times on status quo within last two years	If below 15 members appears				If net loss is greater than 20% appears			If no report in 3 months appears in	When more than one year appears in	Number of repeat terms	Notes the officers that do not have an active	If no report at 12 months appears in red		
33457	TAICHUNG KUANG HUA	03/16/1977	Active	28	0	2	-2	-6.67%	30	21	0			P,S,T,M,VP SC	24+		\$2,000.01
	Exc Award (06/30/2017, 06/30/2018, 06/30/2020)																
23410	TAICHUNG MIDTOWN	07/26/1973	Active	48	1	48	-47	-49.47%	95	8	0			P,S,T,M,VP SC	24+		\$34,000.19
	Exc Award (06/30/2016, 06/30/2018, 06/30/2020)																
55783	TAICHUNG ORIENT	06/02/1994	Active	18	0	7	-7	-28.00%	25	2	0			P,S,T,M,VP SC	24+		
47848	TAICHUNG PEACE	11/03/1987	Active	27	7	2	5	22.73%	22	18	0			P,S,T,M,VP SC	24+		\$9,000.02
	Exc Award (06/30/2018, 06/30/2021)																
29932	TAICHUNG PEI TUN	11/11/1974	Active	55	6	4	2	3.77%	53	9	0			P,S,T,M,VP SC	24+		\$8,000.00
	Exc Award (06/30/2018, 06/30/2024, 07/30/2020)																
57283	TAICHUNG PROGRESS	08/09/1995	Active	28	4	3	1	3.70%	27	8	0			P,S,T,M,VP SC	24+		\$2,000.02
	Exc Award (06/30/2024)																
51632	TAICHUNG ROYAL	05/06/1991	Active	26	3	2	1	4.00%	25	3	0			P,S,T,M,VP SC	24+		\$5,000.01
151844	Taichung Shan Ming	08/05/2022	Active	64	10	7	3	4.92%	61	14	0			P,S,T,M,VP SC	N/A		\$21,000.01
	Exc Award (06/30/2023)																
23413	TAICHUNG SOUTHEAST	03/28/1971	Active	45	8	12	-4	-8.16%	49	10	0			P,S,T,M,VP SC	N/R		\$3,000.01
31284	TAICHUNG SUNLIGHT	10/17/1975	Active	16	5	7	-2	-11.11%	18	3	0			P,S,T,M,VP SC	N/R		
53513	TAICHUNG TIMES	07/17/1992	Active	35	5	12	-7	-16.67%	42	5	0			P,S,T,M,VP SC	24+		\$3,000.00
	Exc Award (06/30/2016, 06/30/2018, 06/30/2020)																
54828	TAICHUNG TUNG HSING	08/17/1993	Active	26	3	2	1	4.00%	25	8	0			P,S,T,M,VP SC	24+		\$2,000.01
	Exc Award (06/30/2016, 06/30/2018)																
37486	TAICHUNG TZU CHANG	08/16/1979	Active	55	0	10	-10	-15.38%	65	4	1			P,S,T,M,VP SC	24+		\$4,000.04
	Exc Award (06/30/2016, 06/30/2018, 06/30/2020)																
45188	TAICHUNG TZU CHIH	06/25/1985	Active	65	4	4	0	0.00%	65	3	0			P,S,T,M,VP SC	24+		\$13,000.00
	Exc Award (06/30/2016, 06/30/2018)																
128762	Taichung Xin Wang	08/29/2016	Active	45	8	10	-2	-4.26%	47	5	0			P,S,T,M,VP SC	N/A		\$9,999.98
	Exc Award (06/30/2018, 06/30/2021)																



# Club Health Assessment for District 300C 1 through June 2025

				Status		Membership							Reports					Finance		LCIF
Club Number	Club Name	Charter Date	Current Member Count			YTD Members Added	YTD Members Dropped	YTD Net Growth	YTD Net Growth%	Member Count 12 Months Ago	Avg. length of service for dropped members	Months Since Last MMR ***	Yrs. Since Last Officer Report	President Rotation	Vice President Reported ****	Months Since Last Activity Report ***	Account Balance	Donations for current Fiscal Year		
				Number of times on status quo within last two years	If below 15 members appears			If net loss is greater than 20% appears			If no report in 3 months appears in		When more than one year appears in	Number of repeat terms	Notes the officers that do not have an active		If no report at 12 months appears in red			
Current Total Clubs Count	YTD New Clubs Count	YTD Cancelled Clubs Count	YTD Net Club Gain	Current Total Members Count	YTD Add	YTD Drop	YTD Net Growth	YTD Net Growth %	Member Count 12 Months Ago	Average Member Count Per Club	% of Clubs with less than 20 members	% No MMR in 3 Months	% No Officer Report in 12 Months	% of Clubs with balance 90+ days	Number of Clubs in Status Quo	% Status Quo Clubs in Financial Suspension	Number of Cancelled Clubs	Average Cancelled Club Age	Members Lost Due to Cancellation	% of Clubs Cancelled for Non-Financial Reasons
46	3	1	2	1,746	349	588	-239	-12.04%	1,985	38	15%	4%	0%	0%	0	0%	1	6	26	0%

\* - P - Priority Club. Cancellation Reasons: 1-Objectives/conduct, 2-Non-active club, 5-Non-existing club, 6-Disbanding, 7-Merger, 8-Financial Suspension, 9-District/Multiple District Dues.

\*\* - Abbreviation: P-President, S-Secretary, T-Treasurer, M-Member Chairperson, VP-First Vice President, MC-Communications Chairperson, SC-Service Chairperson

\*\*\* - Abbreviation: N/R - Never reported using the Lions Clubs website, N/A - Not applicable, No password registered for the Lions Clubs website.

\*\*\*\* - Abbreviation: N - New, IP - Immediate Past, R - Repeat.





# Club Health Assessment for District 300C 2 through June 2025

			Status	Membership							Reports				Finance	LCIF	
Club Number	Club Name	Charter Date		Current Member Count	YTD Members Added	YTD Members Dropped	YTD Net Growth	YTD Net Growth%	Member Count 12 Months Ago	Avg. length of service for dropped members	Months Since Last MMR ***	Yrs. Since Last Officer Report	President Rotation	Vice President Reported ****	Months Since Last Activity Report ***	Account Balance	Donations for current Fiscal Year
			Number of times on status quo within last two years	If below 15 members appears	If net loss is greater than 20% appears					If no report in 3 months appears in		When more than one year appears in	Number of repeat terms	Notes the officers that do not have an active	If no report at 12 months appears in red		
Clubs less than two years old																	
155504	Taichung City Chun Ho	08/31/2023	Active	20	4	6	-2	-9.09%	22	1	0		2	P,S,T,M,VP SC	N/A		\$6,000.00
Exc Award (06/30/2024)																	
175131	Taichung City Tung Hai	08/02/2024	Active	16	44	28	16	100.00%	0	4	0			P,S,T,M,VP SC	N/A		\$3,000.00
179197	Taichung Jin Ku La	11/27/2024	Active	30	60	30	30	100.00%	0	0	0			P,S,T,M,VP SC	N/A		\$10,000.00
Clubs more than two years old																	
32896	CHING SHUI L C	10/28/1976	Active	39	14	3	11	39.29%	28	0	0			P,S,T,M,VP SC	19		\$5,000.00
Exc Award (06/30/2017, 06/30/2020, 06/30/20																	
52841	DA LI CHONG KUANG	04/08/1992	Active	41	6	10	-4	-8.89%	45	8	0			P,S,T,M,VP SC	18		\$13,000.00
Exc Award (06/30/2017, 06/30/2018, 06/30/20																	
97255	DA LI DA FENG	06/01/2006	Active	28	3	3	0	0.00%	28	5	0			P,S,T,M,VP SC	24+		\$7,000.00
Exc Award (06/30/2019, 06/30/2023)																	
33894	DA LI L C	05/06/1977	Active	72	6	39	-33	-31.43%	105	7	0			P,S,T,M,VP SC	24+		\$19,000.00
Exc Award (06/30/2017, 06/30/2018, 06/30/20																	
54074	DA LI LI SHIN	02/10/1993	Active	27	7	4	3	12.50%	24	2	0			P,S,T,M,VP SC	24+		\$8,000.00
Exc Award (06/30/2016, 06/30/2019, 06/30/20																	
78618	DA LI TSAO HU	03/29/2004	Active	36	7	8	-1	-2.70%	37	6	0			P,S,T,M,VP SC	24+		\$2,000.00
Exc Award (06/30/2021, 06/30/2024)																	
84669	DA LI YU CHENG	01/06/2005	Active	37	7	5	2	5.71%	35	0	0			P,S,T,M,VP SC	24+		\$4,000.00
Exc Award (06/30/2018, 06/30/2022)																	
23369	FENG YUAN	08/15/1970	Active	49	1	3	-2	-3.92%	51	29	0			P,S,T,M,VP SC	24+		\$10,000.00
Exc Award (06/30/2016)																	
23370	FENG YUAN CENTRAL	07/31/1973	Active	70	4	8	-4	-5.41%	74	19	0			P,S,T,M,VP SC	24+		\$39,000.00
Exc Award (06/30/2016, 06/30/2017, 06/30/20																	
132310	Feng Yuan Wei Mei	07/25/2017	Active	45	6	3	3	7.14%	42	5	0			P,S,T,M,VP SC	N/A		\$22,000.00
Exc Award (06/30/2018, 06/30/2019, 06/30/20																	
78362	FENG YUAN WEN WU	02/25/2004	Active	46	8	10	-2	-4.17%	48	9	0			P,S,T,M,VP SC	24+		\$12,000.00
Exc Award (06/30/2016, 06/30/2021)																	



## Club Health Assessment for District 300C 2 through June 2025

			Status	Membership							Reports					Finance		LCIF
Club Number	Club Name	Charter Date		Current Member Count	YTD Members Added	YTD Members Dropped	YTD Net Growth	YTD Net Growth%	Member Count 12 Months Ago	Avg. length of service for dropped members	Months Since Last MMR ***	Yrs. Since Last Officer Report	President Rotation	Vice President Reported ****	Months Since Last Activity Report ***	Account Balance	Donations for current Fiscal Year	
			Number of times on status quo within last two years	If below 15 members appears				If net loss is greater than 20% appears			If no report in 3 months appears in	When more than one year appears in	Number of repeat terms	Notes the officers that do not have an active	If no report at 12 months appears in red			
35831	LI SHAN LC	06/13/1978	Active	38	7	7	0	0.00%	38	6	0			P,S,T,M,VP SC	24+		\$6,000.00	
	Exc Award (06/30/2017, 06/30/2023, 06/30/2024)																	
130908	Lien Chiang County Ma Tsu	05/16/2017	Active	13	1	5	-4	-23.53%	17	6	0			P,S,T,M,VP SC	N/A		\$1,000.00	
34991	SHA LU CHUNG CHEN L C	01/04/1978	Active	79	24	17	7	9.72%	72	13	0			P,S,T,M,VP SC	22		\$46,000.00	
	Exc Award (06/30/2017, 06/30/2024)																	
55456	SHIH FENG	03/24/1994	Active	38	22	12	10	35.71%	28	2	0			P,S,T,M,VP SC	24+		\$17,000.00	
	Exc Award (06/30/2016)																	
33896	SHUN KANG L C	05/06/1977	Active	92	9	5	4	4.55%	88	10	0			P,S,T,M,VP SC	24+		\$23,000.00	
	Exc Award (06/30/2016, 06/30/2017)																	
53975	SHUNG KANG DONG NAN	01/12/1993	Active	82	6	13	-7	-7.87%	89	12	0			P,S,T,M,VP SC	24+		\$13,000.00	
	Exc Award (06/30/2016, 06/30/2018, 06/30/2020)																	
23402	TA CHIA	06/11/1971	Active	62	12	9	3	5.08%	59	4	0			P,S,T,M,VP SC	24+		\$8,000.00	
	Exc Award (06/30/2017, 06/30/2021, 06/30/2024)																	
52590	TA CHIA CENTRAL	02/20/1992	Active	26	4	3	1	4.00%	25	15	0			P,S,T,M,VP SC	24+		\$2,000.00	
	Exc Award (06/30/2018, 06/30/2019, 06/30/2020)																	
56996	TA CHIA JIH NAN	05/30/1995	Active	30	13	19	-6	-16.67%	36	6	0			P,S,T,M,VP SC	24+		\$1,000.00	
	Exc Award (06/30/2017, 06/30/2019, 06/30/2020)																	
54384	TA CHIA PHOENIX	04/23/1993	Active	62	1	1	0	0.00%	62	5	0			P,S,T,M,VP SC	24+		\$7,000.00	
	Exc Award (06/30/2017, 06/30/2020, 06/30/2024)																	
54003	TA YA CHUNG YANG	01/25/1993	Active	56	4	8	-4	-6.67%	60	9	0			P,S,T,M,VP SC	24+		\$16,000.00	
	Exc Award (06/30/2016, 06/30/2018, 06/30/2020)																	
33048	TA YA L C	11/22/1976	Active	44	2	9	-7	-13.73%	51	7	0			P,S,T,M,VP SC	24+		\$6,000.00	
	Exc Award (06/30/2017, 06/30/2019, 06/30/2020)																	
61280	TAI PING DA TUNG	11/24/1998	Active	53	6	6	0	0.00%	53	10	0			P,S,T,M,VP SC	24+			
	Exc Award (06/30/2019, 06/30/2020, 06/30/2024)																	
35833	TAI PING LC	06/12/1978	Active	39	3	6	-3	-7.14%	42	3	0			P,S,T,M,VP SC	24+		\$9,000.00	
	Exc Award (06/30/2016, 06/30/2017, 06/30/2020)																	
59597	TAI PING SZU WEI	05/20/1997	Active	29	0	12	-12	-29.27%	41	8	0			P,S,T,M,VP SC	24+		\$9,000.00	
	Exc Award (06/30/2017, 06/30/2019, 06/30/2020)																	



## Club Health Assessment for District 300C 2 through June 2025

			Status	Membership							Reports					Finance		LCIF
Club Number	Club Name	Charter Date		Current Member Count	YTD Members Added	YTD Members Dropped	YTD Net Growth	YTD Net Growth%	Member Count 12 Months Ago	Avg. length of service for dropped members	Months Since Last MMR ***	Yrs. Since Last Officer Report	President Rotation	Vice President Reported ****	Months Since Last Activity Report ***	Account Balance	Donations for current Fiscal Year	
			Number of times on status quo within last two years	If below 15 members appears				If net loss is greater than 20% appears			If no report in 3 months appears in	When more than one year appears in	Number of repeat terms	Notes the officers that do not have an active	If no report at 12 months appears in red			
65020	TAICHUNG CITY ALEN	02/13/2002	Active	60	3	14	-11	-15.49%	71	9	0			P,S,T,M,VP SC	24+		\$82,020.00	
	Exc Award (06/30/2016, 06/30/2017, 06/30/20																	
111948	TAICHUNG CITY CENTURY	08/05/2011	Active	37	6	7	-1	-2.63%	38	3	0			P,S,T,M,VP SC	N/A		\$20,000.00	
	Exc Award (06/30/2016, 06/30/2020, 06/30/20																	
60645	TAICHUNG CITY CHENG RONG	04/13/1998	Active	38	2	1	1	2.70%	37	1	5			P,S,T,M,VP SC	24+		\$5,000.00	
129552	Taichung City Feng Yang	12/02/2016	Active	41	0	0	0	0.00%	41		12			P,S,T,M,VP SC	24+		\$4,000.00	
	Exc Award (06/30/2017, 06/30/2020, 06/30/20																	
132316	Taichung City Hsin Li	08/04/2017	Active	83	50	23	27	48.21%	56	5	0			P,S,T,M,VP SC	N/A		\$9,000.00	
	Exc Award (06/30/2018, 06/30/2019, 06/30/20																	
132315	Taichung City Hu Lu Tun	07/31/2017	Active	32	8	3	5	18.52%	27	0	0			P,S,T,M,VP SC	N/A		\$7,000.00	
	Exc Award (06/30/2018, 06/30/2020, 06/30/20																	
58279	TAICHUNG CITY LI YANG	05/14/1996	Active	33	4	2	2	6.45%	31	15	0			P,S,T,M,VP SC	24+		\$5,000.00	
	Exc Award (06/30/2016, 06/30/2022)																	
152188	Taichung City Long Zen	08/22/2022	Active	26	10	8	2	8.33%	24	2	0			P,S,T,M,VP SC	N/R		\$4,000.00	
	Exc Award (06/30/2023)																	
152932	Taichung City Spring Rain	11/30/2022	Active	21	1	1	0	0.00%	21	1	6			P,S,T,M,VP SC	N/A		\$3,000.00	
	Exc Award (06/30/2023)																	
132380	Taichung City Ta Chou	08/09/2017	Active	22	14	8	6	37.50%	16	2	0			P,S,T,M,VP SC	N/A		\$2,000.00	
	Exc Award (06/30/2018, 06/30/2023)																	
110378	TAICHUNG CITY TA JUNG LU	02/17/2011	Active	40	16	9	7	21.21%	33	3	1			P,S,T,M,VP SC	24+		\$9,000.00	
	Exc Award (06/30/2016, 06/30/2022)																	
97593	TAICHUNG CITY WORLD	08/03/2006	Active	29	9	1	8	38.10%	21	0	0			P,S,T,M,VP SC	16		\$5,000.00	
	Exc Award (06/30/2016, 06/30/2017, 06/30/20																	
133713	Taichung City World Peace	01/25/2018	Active	9	2	5	-3	-25.00%	12	2	0			P,S,T,M,VP SC	N/A			
	Exc Award (06/30/2022, 06/30/2023)																	
115241	TAICHUNG CITY YA HSIN	10/28/2011	Active	22	8	9	-1	-4.35%	23	2	0			P,S,T,M,VP SC	24+		\$14,000.00	
	Exc Award (06/30/2024)																	
134154	Taichung City Ya Tan Shen	03/23/2018	Active	26	4	0	4	18.18%	22		8			P,S,T,M,VP SC	24+		\$5,000.00	
	Exc Award (06/30/2019, 06/30/2021, 06/30/20																	



# Club Health Assessment for District 300C 2 through June 2025

			Status	Membership							Reports					Finance		LCIF
Club Number	Club Name	Charter Date		Current Member Count	YTD Members Added	YTD Members Dropped	YTD Net Growth	YTD Net Growth%	Member Count 12 Months Ago	Avg. length of service for dropped members	Months Since Last MMR ***	Yrs. Since Last Officer Report	President Rotation	Vice President Reported ****	Months Since Last Activity Report ***	Account Balance	Donations for current Fiscal Year	
			Number of times on status quo within last two years	If below 15 members appears				If net loss is greater than 20% appears			If no report in 3 months appears in	When more than one year appears in	Number of repeat terms	Notes the officers that do not have an active	If no report at 12 months appears in red			
119316	TAICHUNG CITY YI SHENG	05/08/2013	Active	51	23	22	1	2.00%	50	5	0			P,S,T,M,VP SC	24+		\$5,000.00	
Exc Award (06/30/2017, 06/30/2020, 06/30/20																		
112086	TAICHUNG CITY YUAN HSIN	09/01/2011	Active	63	11	8	3	5.00%	60	6	0			P,S,T,M,VP SC	24+		\$12,000.00	
Exc Award (06/30/2016, 06/30/2017, 06/30/20																		
103411	TAICHUNG HSIEN AN JIA	08/13/2008	Active	58	7	3	4	7.41%	54	5	0			P,S,T,M,VP SC	24+		\$7,000.00	
Exc Award (06/30/2019, 06/30/2020, 06/30/20																		
56969	TAICHUNG HSIEN CHERNG KONG	05/19/1995	Active	48	6	5	1	2.13%	47	15	0			P,S,T,M,VP SC	24+		\$15,000.00	
Exc Award (06/30/2016, 06/30/2018, 06/30/20																		
59385	TAICHUNG HSIEN CHIEN MIN	04/21/1997	Active	34	5	4	1	3.03%	33	7	0			P,S,T,M,VP SC	24+		\$28,000.00	
Exc Award (06/30/2016, 06/30/2019, 06/30/20																		
60706	TAICHUNG HSIEN CHIN LONG	04/28/1998	Active	32	3	1	2	6.67%	30	4	1			P,S,T,M,VP SC	24+		\$13,000.00	
54460	TAICHUNG HSIEN CHUNG YING	05/11/1993	Active	35	2	3	-1	-2.78%	36	11	0			P,S,T,M,VP SC	24+		\$5,000.00	
Exc Award (06/30/2019, 06/30/2022)																		
54217	TAICHUNG HSIEN DA AN	03/10/1993	Active	34	6	9	-3	-8.11%	37	10	0			P,S,T,M,VP SC	18		\$6,000.00	
Exc Award (06/30/2018, 06/30/2023)																		
47996	TAICHUNG HSIEN EVER GREEN	12/28/1987	Active	29	4	7	-3	-9.38%	32	10	0			P,S,T,M,VP SC	22		\$11,000.00	
Exc Award (06/30/2016, 06/30/2017, 06/30/20																		
78223	TAICHUNG HSIEN FENG LIN	02/13/2004	Active	38	12	10	2	5.56%	36	2	0			P,S,T,M,VP SC	24		\$9,000.00	
Exc Award (06/30/2016, 06/30/2017, 06/30/20																		
47365	TAICHUNG HSIEN FENG YUAN CH YU	05/26/1987	Active	60	8	2	6	11.11%	54	21	0			P,S,T,M,VP SC	24+		\$21,000.00	
Exc Award (06/30/2016, 06/30/2017, 06/30/20																		
58150	TAICHUNG HSIEN FIVE FORTUNE	04/19/1996	Active	49	15	15	0	0.00%	49	4	0			P,S,T,M,VP SC	24+		\$6,000.00	
Exc Award (06/30/2016, 06/30/2017, 06/30/20																		
46333	TAICHUNG HSIEN GWO SANG	06/09/1986	Active	60	8	8	0	0.00%	60	16	0			P,S,T,M,VP SC	24+		\$9,000.00	
Exc Award (06/30/2017, 06/30/2018, 06/30/20																		
54517	TAICHUNG HSIEN HOU FENG	05/25/1993	Active	34	7	4	3	9.68%	31	6	0			P,S,T,M,VP SC	24+		\$5,000.00	



## Club Health Assessment for District 300C 2 through June 2025

			Status	Membership							Reports					Finance	LCIF
Club Number	Club Name	Charter Date		Current Member Count	YTD Members Added	YTD Members Dropped	YTD Net Growth	YTD Net Growth%	Member Count 12 Months Ago	Avg. length of service for dropped members	Months Since Last MMR ***	Yrs. Since Last Officer Report	President Rotation	Vice President Reported ****	Months Since Last Activity Report ***	Account Balance	Donations for current Fiscal Year
			Number of times on status quo within last two years	If below 15 members appears				If net loss is greater than 20% appears			If no report in 3 months appears in	When more than one year appears in	Number of repeat terms	Notes the officers that do not have an active	If no report at 12 months appears in red		
Exc Award (06/30/2017, 06/30/2021)																	
43168	TAICHUNG HSIEN HOU LI	11/07/1983	Active	51	3	4	-1	-1.92%	52	13	0			P,S,T,M,VP SC	24+		\$10,000.00
Exc Award (06/30/2016, 06/30/2019, 06/30/2020)																	
58059	TAICHUNG HSIEN HSIN HSIN	03/28/1996	Active	33	17	21	-4	-10.81%	37	2	0			P,S,T,M,VP SC	24+		\$11,000.00
Exc Award (06/30/2016, 06/30/2023, 06/30/2020)																	
61857	TAICHUNG HSIEN HSIN TZU	04/27/1999	Active	29	9	3	6	26.09%	23	10	2			P,S,T,M,VP SC	24+		\$7,000.00
Exc Award (06/30/2017, 06/30/2018)																	
77417	TAICHUNG HSIEN HUA MU LAN LIONESS	10/10/2003	Active	18	12	6	6	50.00%	12	4	0		2	P,S,T,M,VP SC	24+		\$1,000.00
78660	TAICHUNG HSIEN JEN SHAN MEI	06/08/2004	Active	73	49	43	6	8.96%	67	6	0			P,S,T,M,VP SC	24+		\$11,000.00
Exc Award (06/30/2016, 06/30/2022, 06/30/2020)																	
55300	TAICHUNG HSIEN KANG DO	02/08/1994	Active	68	9	15	-6	-8.11%	74	3	0			P,S,T,M,VP SC	24		\$12,000.00
Exc Award (06/30/2016, 06/30/2021, 06/30/2020)																	
77841	TAICHUNG HSIEN KUEI LAN	11/17/2003	Active	29	4	4	0	0.00%	29	6	0			P,S,T,M,VP SC	24+		\$5,000.00
Exc Award (06/30/2017, 06/30/2019, 06/30/2020)																	
54516	TAICHUNG HSIEN MEI FENG	05/25/1993	Active	41	3	2	1	2.50%	40	14	0			P,S,T,M,VP SC	24+		\$20,000.00
Exc Award (06/30/2016, 06/30/2018, 06/30/2020)																	
77931	TAICHUNG HSIEN QUEEN	12/10/2003	Active	42	14	31	-17	-28.81%	59	8	0			P,S,T,M,VP SC	24+		\$23,000.00
Exc Award (06/30/2016, 06/30/2017, 06/30/2020)																	
54218	TAICHUNG HSIEN SHUN FENG	03/10/1993	Active	30	15	8	7	30.43%	23	26	0			P,S,T,M,VP SC	24+		\$12,000.00
Exc Award (06/30/2016, 06/30/2022)																	
59902	TAICHUNG HSIEN SUNG PO	08/06/1997	Active	31	0	0	0	0.00%	31		1			P,S,T,M,VP SC	24+		\$7,000.00
Exc Award (06/30/2023, 06/30/2024)																	
58359	TAICHUNG HSIEN TA CHIA YU LAN	05/28/1996	Active	44	1	1	0	0.00%	44	3	0			P,S,T,M,VP SC	24+		\$3,000.00
Exc Award (06/30/2017, 06/30/2022, 06/30/2020)																	
48832	TAICHUNG HSIEN TA TU	07/28/1988	Active	45	4	4	0	0.00%	45	13	0			P,S,T,M,VP SC	24+		\$1,000.00
Exc Award (06/30/2023)																	
59669	TAICHUNG HSIEN TA YA CHUNG YUA	06/09/1997	Active	32	19	19	0	0.00%	32	10	0			P,S,T,M,VP SC	24+		\$7,000.00
Exc Award (06/30/2017, 06/30/2019, 06/30/2020)																	



# Club Health Assessment for District 300C 2 through June 2025

			Status	Membership							Reports					Finance	LCIF
Club Number	Club Name	Charter Date		Current Member Count	YTD Members Added	YTD Members Dropped	YTD Net Growth	YTD Net Growth%	Member Count 12 Months Ago	Avg. length of service for dropped members	Months Since Last MMR ***	Yrs. Since Last Officer Report	President Rotation	Vice President Reported ****	Months Since Last Activity Report ***	Account Balance	Donations for current Fiscal Year
			Number of times on status quo within last two years	If below 15 members appears					If net loss is greater than 20% appears			If no report in 3 months appears in	When more than one year appears in	Number of repeat terms	Notes the officers that do not have an active	If no report at 12 months appears in red	
59622	TAICHUNG HSIEN TACHIA RIVER Exc Award (06/30/2019)	05/20/1997	Active	41	4	4	0	0.00%	41	8	0			P,S,T,M,VP SC	24+		\$5,000.00
55800	TAICHUNG HSIEN TAN TZU TSAI HU	06/06/1994	Active	47	17	15	2	4.44%	45	6	0			P,S,T,M,VP SC	24+		\$17,000.00
58348	TAICHUNG HSIEN TUNG HSIN II Exc Award (06/30/2016, 06/30/2017, 06/30/20)	05/28/1996	Active	47	3	1	2	4.44%	45	0	0			P,S,T,M,VP SC	24+		\$13,000.00
49457	TAICHUNG HSIEN WAI PU Exc Award (06/30/2016, 06/30/2017, 06/30/20)	04/27/1989	Active	47	6	8	-2	-4.08%	49	8	0			P,S,T,M,VP SC	24+		\$9,000.00
96933	TAICHUNG HSIEN WU CHIH PORT Exc Award (06/30/2017, 06/30/2021, 06/30/20)	04/14/2006	Active	33	13	9	4	13.79%	29	6	0			P,S,T,M,VP SC	24+		\$30,000.00
37715	TAICHUNG HSIEN WU JIH Exc Award (06/30/2017, 06/30/2021)	11/26/1979	Active	25	1	5	-4	-13.79%	29	8	0			P,S,T,M,VP SC	24+		\$2,000.00
48908	TAICHUNG HSIEN WUCHIH Exc Award (06/30/2017, 06/30/2019, 06/30/20)	09/21/1988	Active	47	8	2	6	14.63%	41	2	1			P,S,T,M,VP SC	24+		\$13,000.00
55801	TAICHUNG HSIEN YU FENG Exc Award (06/30/2016, 06/30/2019, 06/30/20)	06/06/1994	Active	60	22	1	21	53.85%	39	0	0			P,S,T,M,VP SC	24+		\$20,000.00
147541	Taichung Jin Da Fu Exc Award (06/30/2022)	07/13/2021	Active	19	9	10	-1	-5.00%	20	4	0			P,S,T,M,VP SC	N/A		\$5,000.00
147545	Taichung Lei Kao Exc Award (06/30/2022, 06/30/2023, 06/30/20)	07/12/2021	Active	56	20	16	4	7.69%	52	2	0			P,S,T,M,VP SC	24+		\$5,000.00
23414	TAICHUNG TAICHUNG PORT Exc Award (06/30/2016, 06/30/2017, 06/30/20)	06/06/1970	Active	40	5	5	0	0.00%	40	8	0			P,S,T,M,VP SC	24+		\$2,000.00
38990	TAN TZU GREAT EARTH L C Exc Award (06/30/2019, 06/30/2023)	10/23/1980	Active	138	27	7	20	16.95%	118	10	1			P,S,T,M,VP SC	17		\$29,000.00
78661	TAN TZU PAI YUN Exc Award (06/30/2016, 06/30/2017, 06/30/20)	04/02/2004	Active	80	7	8	-1	-1.23%	81	8	1			P,S,T,M,VP SC	15		\$25,000.00
77416	TAN TZULAN TIEN Exc Award (06/03/2016, 06/30/2017, 06/30/20)	07/09/2003	Active	51	2	2	0	0.00%	51	19	0			P,S,T,M,VP SC	24+		\$11,000.00
39449	TUNG FENG L C	02/19/1981	Active	45	0	2	-2	-4.26%	47	20	0			P,S,T,M,VP SC	24+		\$6,000.00



## Club Health Assessment for District 300C 2 through June 2025

			Status	Membership							Reports				Finance	LCIF	
Club Number	Club Name	Charter Date		Current Member Count	YTD Members Added	YTD Members Dropped	YTD Net Growth	YTD Net Growth%	Member Count 12 Months Ago	Avg. length of service for dropped members	Months Since Last MMR ***	Yrs. Since Last Officer Report	President Rotation	Vice President Reported ****	Months Since Last Activity Report ***	Account Balance	Donations for current Fiscal Year
			Number of times on status quo within last two years	If below 15 members appears			If net loss is greater than 20% appears				If no report in 3 months appears in	When more than one year appears in	Number of repeat terms	Notes the officers that do not have an active	If no report at 12 months appears in red		
Exc Award (06/30/2019, 06/30/2020, 06/30/2025)	29662 TUNG SHIH	07/15/1974	Active	45	10	6	4	9.76%	41	1	1			P,S,T,M,VP SC	22		\$7,000.00
Exc Award (06/30/2016, 06/30/2017, 06/30/2025)	29232 WU FENG	04/30/1974	Active	69	7	6	1	1.47%	68	12	0			P,S,T,M,VP SC	14		\$16,000.00
Exc Award (06/30/2016, 06/30/2017, 06/30/2025)	57080 WU FENG MODERN	06/12/1995	Active	26	7	6	1	4.00%	25	11	0			P,S,T,M,VP SC	24+		\$3,000.00
Exc Award (06/30/2019, 06/30/2020, 06/30/2025)																	

Clubs Cancelled Previous Fiscal Year – Clubs Cancelled within last 12 months may be reinstated

Club Number	Club Name	Charter Date	Current Status*	Cancellation Date
48053	TAICHUNG HSIEN SHAN CHENG	01/19/1988	Cancelled(6*)	06/29/2024
57338	TAIPING HUA MEI	09/11/1995	Cancelled(6*)	06/29/2024

Current Total Clubs Count	YTD New Clubs Count	YTD Cancelled Clubs Count	YTD Net Club Gain	Current Total Members Count	YTD Add	YTD Drop	YTD Net Growth	YTD Net Growth %	Member Count 12 Months Ago	Average Member Count Per Club	% of Clubs with less than 20 members	% No MMR in 3 Months	% No Officer Report in 12 Months	% of Clubs with balance 90+ days	Number of Clubs in Status Quo	% Status Quo Clubs in Financial Suspension	Number of Cancelled Clubs	Average Cancelled Club Age	Members Lost Due to Cancellation	% of Clubs Cancelled for Non-Financial Reasons
90	2	0	2	3,925	872	758	114	2.99%	3,811	44	6%	4%	0%	0%	0	0%	0	0	0	0%

\* - P - Priority Club. Cancellation Reasons: 1-Objectives/conduct, 2-Non-active club, 5-Non-existing club, 6-Disbanding, 7-Merger, 8-Financial Suspension, 9-District/Multiple District Dues.

\*\* - Abbreviation: P-President, S-Secretary, T-Treasurer, M-Member Chairperson, VP-First Vice President, MC-Communications Chairperson, SC-Service Chairperson

\*\*\* - Abbreviation: N/R - Never reported using the Lions Clubs website, N/A - Not applicable, No password registered for the Lions Clubs website.

\*\*\*\* - Abbreviation: N - New, IP - Immediate Past, R - Repeat.





# Club Health Assessment for District 300C 3 through June 2025

			Status	Membership						Reports					Finance		LCIF
Club Number	Club Name	Charter Date		Current Member Count	YTD Members Added	YTD Members Dropped	YTD Net Growth	YTD Net Growth%	Member Count 12 Months Ago	Avg. length of service for dropped members	Months Since Last MMR ***	Yrs. Since Last Officer Report	President Rotation	Vice President Reported ****	Months Since Last Activity Report ***	Account Balance	Donations for current Fiscal Year
			Number of times on status quo within last two years	If below 15 members appears					If net loss is greater than 20% appears		If no report in 3 months appears in	When more than one year appears in	Number of repeat terms	Notes the officers that do not have an active	If no report at 12 months red		
Clubs less than two years old																	
179603	Taichung Chan Wang	12/26/2024	Active	26	26	0	26	100.00%	0		6			P,S,T,M,VP SC	N/A	90+ Days	\$1,000.00
179626	Taichung Ching Tsai	12/27/2024	Active	24	24	0	24	100.00%	0		6			P,S,T,M,VP SC	N/A		
179467	Taichung Chinn Long	11/06/2024	Active	28	28	0	28	100.00%	0		7			P,S,T,M,VP SC	N/A		
179596	Taichung Cho Yueh	12/26/2024	Active	24	24	0	24	100.00%	0		6			P,S,T,M,VP SC	N/A		
179366	Taichung Chong Liao Jen Ai	12/30/2024	Active	23	23	0	23	100.00%	0		6			P,S,T,M,VP SC	N/A		
179612	Taichung Chong Liao Jen Mei	12/30/2024	Active	24	24	0	24	100.00%	0		6			P,S,T,M,VP SC	N/A		
177342	Taichung City Happiness	09/09/2024	Active	29	41	12	29	100.00%	0	0	5			P,S,T,M,VP SC	N/A		
179503	Taichung Da An	11/13/2024	Active	45	45	0	45	100.00%	0		7			P,S,T,M,VP SC	N/A		
155923	Taichung Da Fang	09/22/2023	Active	37	7	15	-8	-17.78%	45	3	0		2	P,S,T,M,VP SC	N/R		
157886	Taichung Evergrande	03/29/2024	Active	121	48	16	32	35.96%	89	1	0		None	P,S,T,M,VP SC	N/A	90+ Days	\$3,000.00
179606	Taichung Feng Huang	12/26/2024	Active	24	24	0	24	100.00%	0		6			P,S,T,M,VP SC	N/A		
179593	Taichung Feng Tian	12/30/2024	Active	23	23	0	23	100.00%	0		6			P,S,T,M,VP SC	N/A		
179598	Taichung Forever	12/26/2024	Active	26	26	0	26	100.00%	0		6			P,S,T,M,VP SC	N/A		
179555	Taichung Forwell	12/27/2024	Active	239	239	0	239	100.00%	0		5			P,S,T,M,VP SC	N/A		
156018	Taichung Happy	09/22/2023	Active	49	12	11	1	2.08%	48	2	0			P,S,T,M,VP SC	N/A		
179610	Taichung Hsiang Yun	12/30/2024	Active	25	25	0	25	100.00%	0		6			P,S,T,M,VP SC	N/A		
179625	Taichung Hsin Yueh	12/27/2024	Active	24	24	0	24	100.00%	0		6			P,S,T,M,VP SC	N/R		
179616	Taichung Hua Hsing	12/26/2024	Active	25	25	0	25	100.00%	0		6			P,S,T,M,VP SC	N/A		
179609	Taichung Hui Huang	12/30/2024	Active	23	23	0	23	100.00%	0		6			P,S,T,M,VP SC	N/A	90+ Days	
179597	Taichung Kao Feng	12/26/2024	Active	26	26	0	26	100.00%	0		6			P,S,T,M,VP SC	N/A		
179617	Taichung Lan Hsin	12/27/2024	Active	27	27	0	27	100.00%	0		6			P,S,T,M,VP SC	N/A		
179571	Taichung Lo Ho	12/26/2024	Active	23	23	0	23	100.00%	0		6			P,S,T,M,VP SC	N/R		
179509	Taichung Lu Kang	01/06/2025	Active	26	26	0	26	100.00%	0		5			P,S,T,M,VP SC	N/A		
179604	Taichung Lung Hsiang	12/26/2024	Active	25	25	0	25	100.00%	0		6			P,S,T,M,VP SC	N/A		



# Club Health Assessment for District 300C 3 through June 2025

			Status	Membership						Reports					Finance		LCIF
Club Number	Club Name	Charter Date		Current Member Count	YTD Members Added	YTD Members Dropped	YTD Net Growth	YTD Net Growth%	Member Count 12 Months Ago	Avg. length of service for dropped members	Months Since Last MMR ***	Yrs. Since Last Officer Report	President Rotation	Vice President Reported ****	Months Since Last Activity Report ***	Account Balance	Donations for current Fiscal Year
			Number of times on status quo within last two years	If below 15 members appears				If net loss is greater than 20% appears			If no report in 3 months appears in	When more than one year appears in	Number of repeat terms	Notes the officers that do not have an active	If no report at 12 months red		
179470	Taichung New Jwu Shan	11/06/2024	Active	51	51	0	51	100.00%	0		0			P,S,T,M,VP SC	N/A	90+ Days	
179337	Taichung Pa Kua Shan	11/06/2024	Active	25	25	0	25	100.00%	0		0			P,S,T,M,VP SC	N/A	90+ Days	
179570	Taichung Public Garden	12/26/2024	Active	27	27	0	27	100.00%	0		6			P,S,T,M,VP SC	N/A		
179507	Taichung Shih Hu	12/30/2024	Active	31	31	0	31	100.00%	0		6			P,S,T,M,VP SC	N/A		
179500	Taichung Show Shui	11/06/2024	Active	45	45	0	45	100.00%	0		7			P,S,T,M,VP SC	N/R	90+ Days	
179324	Taichung Tsao Tun	11/06/2024	Active	35	35	0	35	100.00%	0		0			P,S,T,M,VP SC	N/R		
179318	Taichung TZ Chiang	11/06/2024	Active	26	26	0	26	100.00%	0		7			P,S,T,M,VP SC	N/A		
179592	Taichung Wei Ai	12/30/2024	Active	46	47	1	46	100.00%	0	0	3			P,S,T,M,VP SC	N/A		
179381	Taichung Wei Mei	12/30/2024	Active	53	55	2	53	100.00%	0	0	3			P,S,T,M,VP SC	N/A		
176885	Taichung Wen-Hua	08/22/2024	Active	30	30	0	30	100.00%	0		10			P,S,T,M,VP SC	N/R		
179522	Taichung Yu Lan	12/30/2024	Active	24	24	0	24	100.00%	0		6			P,S,T,M,VP SC	N/R		
179465	Taichung Yuan Lin Fruitmountain	11/06/2024	Active	23	23	0	23	100.00%	0		7			P,S,T,M,VP SC	N/A		
179322	Taichung Yung Ching	12/26/2024	Active	54	54	0	54	100.00%	0		6			P,S,T,M,VP SC	N/A		
179591	Taichung Zhen Cheng	12/30/2024	Active	26	26	0	26	100.00%	0		6			P,S,T,M,VP SC	N/A		
179335	Taitung Pu Li Chung Shin	12/26/2024	Active	24	24	0	24	100.00%	0		6			P,S,T,M,VP SC	N/A		
176958	Weixin	08/26/2024	Active	60	1283	1223	60	100.00%	0	11	5			P,S,T,M,VP SC	N/A		
Clubs more than two years old																	
23405	TAICHUNG CHENG CHUNG	07/23/1971	Active	17	7	7	0	0.00%	17	8	0	1	None	P,S,T,M,VP SC	24+		
Exc Award (06/30/2018, 06/30/2021)																	
103756	TAICHUNG CHIA MEI	10/08/2008	Active	4	0	8	-8	-66.67%	12	10	0			P,S,T,M,VP SC	24+		
Exc Award (06/30/2016, 06/30/2018, 06/30/2020)																	
56021	TAICHUNG CHIEH MEI	08/01/1994	Active	130	76	36	40	44.44%	90	2	0	1	None	P,S,T,M,VP SC	24+		\$56,000.00
Exc Award (06/30/2023)																	
56005	TAICHUNG CHIN SHAN	07/25/1994	Active	20	1	16	-15	-42.86%	35	14	0			P,S,T,M,VP SC	24+		\$1,000.00
Exc Award (06/30/2016, 06/30/2024)																	
47364	TAICHUNG CHUN LUNG	05/26/1987	Active	51	28	29	-1	-1.92%	52	8	0			P,S,T,M,VP SC	24+		\$1,000.00



# Club Health Assessment for District 300C 3 through June 2025

			Status	Membership							Reports					Finance	LCIF	
Club Number	Club Name	Charter Date		Current Member Count	YTD Members Added	YTD Members Dropped	YTD Net Growth	YTD Net Growth%	Member Count 12 Months Ago	Avg. length of service for dropped members	Months Since Last MMR ***	Yrs. Since Last Officer Report	President Rotation	Vice President Reported ****	Months Since Last Activity Report ***	Account Balance	Donations for current Fiscal Year	
			Number of times on status quo within last two years	If below 15 members appears				If net loss is greater than 20% appears			If no report in 3 months appears in	When more than one year appears in	Number of repeat terms		Notes the officers that do not have an active	If no report at 12 months appears in red		
Exc Award (06/30/2016)																		
60801	TAICHUNG CHUN YIN	05/19/1998	Active	65	0	0	0	0.00%	65		2				P,S,T,M,VP SC	24+		\$1,000.00
Exc Award (06/30/2016, 06/30/2017, 06/30/2018)																		
31203	TAICHUNG CHUNG SHAN	09/16/1975	Active	20	14	29	-15	-42.86%	35	8	0	1	None		P,S,T,M,VP SC	N/R		
Exc Award (06/30/2016)																		
84022	TAICHUNG CITY CHUNG YI	08/11/2004	Active	29	6	1	5	20.83%	24	2	0				P,S,T,M,VP SC	24+		\$2,000.00
Exc Award (06/30/2018)																		
31153	TAICHUNG CITY SOUTHWEST	08/25/1975	Active	22	2	12	-10	-31.25%	32	9	3				P,S,T,M,VP SC	24+		\$5,000.00
132690	Taichung Cultural & Education	09/27/2017	Active	16	14	8	6	60.00%	10	2	0				P,S,T,M,VP SC	N/A		\$2,000.00
120125	Taichung E Sun	08/13/2013	Active	88	9	12	-3	-3.30%	91	4	0				P,S,T,M,VP SC	24+		\$10,000.00
Exc Award (06/30/2017, 06/30/2018, 06/30/2019)																		
23408	TAICHUNG EAST	08/31/1973	Active	27	11	10	1	3.85%	26	44	0	1	None		P,S,T,M,VP SC	N/R		\$2,000.00
58223	TAICHUNG EVER GREEN	05/01/1996	Cancelled(6*)	0	0	0	0	0.00%	0		11	1	None		P,S,T,M,VP SC	24+		
54867	TAICHUNG HSIANG HO	09/13/1993	Active	25	11	13	-2	-7.41%	27	9	0	1	None		P,S,T,M,VP SC	24+		\$1,000.00
48735	TAICHUNG JEN MEI	06/20/1988	Active	24	7	12	-5	-17.24%	29	4	0		None		P,S,T,M,VP SC	24+		\$1,000.00
Exc Award (06/30/2021)																		
55723	TAICHUNG KUANG FU	05/18/1994	Active	78	13	2	11	16.42%	67	6	0				P,S,T,M,VP SC	24+		\$5,000.00
Exc Award (06/30/2017, 06/30/2019, 06/30/2020)																		
40378	TAICHUNG KUO KUANG	09/24/1981	Active	54	11	4	7	14.89%	47	5	0				P,S,T,M,VP SC	24+		\$2,000.00
Exc Award (06/30/2017, 06/30/2018)																		
132825	Taichung Li Tai	10/10/2017	Active	21	7	5	2	10.53%	19	6	0				P,S,T,M,VP SC	N/A		\$1,000.00
62382	TAICHUNG LI ZEN	09/27/1999	Active	26	18	3	15	136.36%	11	1	0	1	None		P,S,T,M,VP SC	24+		
Exc Award (06/30/2018)																		
60141	TAICHUNG LONG FAR	12/08/1997	Active	26	6	4	2	8.33%	24	8	2	1	None		P,S,T,M,VP SC	24+		\$2,000.00
40379	TAICHUNG MEI HUA	09/24/1981	Active	27	1	0	1	3.85%	26		3				P,S,T,M,VP SC	24+		\$4,000.00
46870	TAICHUNG METROPOLITAN	01/31/1987	Active	43	14	13	1	2.38%	42	4	0	1	None		P,S,T,M,VP SC	24+		\$8,000.00
Exc Award (06/30/2018)																		
51519	TAICHUNG MING CHUAN	04/01/1991	Active	24	11	2	9	60.00%	15	3	0				P,S,T,M,VP SC	24+		\$10,000.00



## Club Health Assessment for District 300C 3 through June 2025

			Status		Membership						Reports					Finance		LCIF		
Club Number	Club Name	Charter Date			Current Member Count	YTD Members Added	YTD Members Dropped	YTD Net Growth	YTD Net Growth%	Member Count 12 Months Ago	Avg. length of service for dropped members	Months Since Last MMR ***	Yrs. Since Last Officer Report	President Rotation	Vice President Reported ****	Months Since Last Activity Report ***	Account Balance	Donations for current Fiscal Year		
			Number of times on status quo within last two years		If below 15 members appears				If net loss is greater than 20% appears			If no report in 3 months appears in	When more than one year repeat appears in	Number of repeat terms		Notes the officers that do not have an active	If no report at 12 months appears in red			
Exc Award (06/30/2017, 06/30/2018)																				
61140	TAICHUNG MING TAI	09/22/1998	Active		27	0	5	-5	-15.63%	32	7	0				P,S,T,M,VP SC	24+		\$2,000.00	
Exc Award (06/30/2016, 06/30/2017, 06/30/2018)																				
23409	TAICHUNG NORTH	05/11/1973	Active		39	21	7	14	56.00%	25	1	3				P,S,T,M,VP SC	N/R		\$2,000.00	
23411	TAICHUNG NORTHWEST	01/14/1970	Active		48	28	13	15	45.45%	33	10	0				P,S,T,M,VP SC	24+		\$1,000.00	
Exc Award (06/30/2016, 06/30/2018)																				
136171	Taichung Riway Union	09/06/2018	Active		18	0	0	0	0.00%	18		15	1	None		P,S,T,M,VP SC	24+			
23412	TAICHUNG SOUTH	03/20/1972	Active		28	2	2	0	0.00%	28	14	6				P,S,T,M,VP SC	24+		\$2,000.00	
Exc Award (06/30/2018, 06/30/2019, 06/30/2020)																				
83155	TAICHUNG TUNG HSIN	07/31/2004	Active		45	12	22	-10	-18.18%	55	7	0		None		P,S,T,M,VP SC	24+			
Exc Award (06/30/2018, 06/30/2022)																				
42858	TAICHUNG TUNG SHAN	06/29/1983	Active		62	8	5	3	5.08%	59	8	0				P,S,T,M,VP SC	24+		\$5,000.00	
97567	TAICHUNG VOLUNTEER	07/27/2006	Active		27	0	0	0	0.00%	27		12				P,S,T,M,VP SC	24+		\$3,000.00	
43385	TAICHUNG YAMATO	01/04/1984	Active		107	4	22	-18	-14.40%	125	4	0				P,S,T,M,VP SC	24+		\$2,000.00	
Exc Award (06/30/2016, 06/30/2018, 06/30/2020)																				
Current Total Clubs Count	YTD New Clubs Count	YTD Cancelled Clubs Count	YTD Net Club Gain	Current Total Members	YTD Add	YTD Drop	YTD Net Growth	YTD Net Growth %	Member Count 12 Months Ago	Average Member Count Per Club	% of Clubs with less than 20 members	% No MMR in 3 Months	% No Officer Report in 12 Months	% of Clubs with balance 90+ days	Number of Clubs in Status Quo	% Status Quo Clubs in Financial Suspension	Number of Cancelled Clubs	Average Cancelled Club Age	Members Lost Due to Cancellation	% of Clubs Cancelled for Non-Financial Reasons
71	37	1	36	2,784	2,986	1,582	1,404	101.74%	1,380	39	6%	56%	13%	8%	0	0%	1	29	0	100%

\* - P - Priority Club. Cancellation Reasons: 1-Objectives/conduct, 2-Non-active club, 5-Non-existing club, 6-Disbanding, 7-Merger, 8-Financial Suspension, 9-District/Multiple District Dues.

\*\* - Abbreviation: P-President, S-Secretary, T-Treasurer, M-Member Chairperson, VP-First Vice President, MC-Communications Chairperson, SC-Service Chairperson

\*\*\* - Abbreviation: N/R - Never reported using the Lions Clubs website, N/A - Not applicable, No password registered for the Lions Clubs website.

\*\*\*\* - Abbreviation: N - New, IP - Immediate Past, R - Repeat.



# Club Health Assessment for District 300D 1 through June 2025

			Status	Membership							Reports					Finance		LCIF
Club Number	Club Name	Charter Date		Current Member Count	YTD Members Added	YTD Members Dropped	YTD Net Growth	YTD Net Growth%	Member Count 12 Months Ago	Avg. length of service for dropped members	Months Since Last MMR ***	Yrs. Since Last Officer Report	President Rotation	Vice President Reported ****	Months Since Last Activity Report ***	Account Balance	Donations for current Fiscal Year	
			Number of times on status quo within last two years	If below 15 members appears				If net loss is greater than 20% appears			If no report in 3 months appears in	When more than one year appears in	Number of repeat terms	Notes the officers that do not have an active	If no report at 12 months appears in red			
Clubs less than two years old																		
181126	Changhua Longxing	03/06/2025	Active	30	30	0	30	100.00%	0		3			P,S,T,M,VP SC	N/A			
171605	Changhua County Fa La Li	06/06/2024	Active	29	5	6	-1	-3.33%	30	1	0		2	P,S,T,M,VP SC	0		\$2,500.30	
179457	Changhua County Fuxing	12/05/2024	Active	43	43	0	43	100.00%	0		5			P,S,T,M,VP SC	N/A			
181599	Changhua County Lanxin	03/31/2025	Active	30	30	0	30	100.00%	0		1			P,S,T,M,VP SC	N/R			
155918	Wusheng	09/28/2023	Active	23	13	10	3	15.00%	20	3	0			P,S,T,M,VP SC	0		\$1,000.16	
Clubs more than two years old																		
23360	CHANG HUA Exc Award (06/30/2016)	06/17/1967	Active	26	11	5	6	30.00%	20	16	0			P,S,T,M,VP SC	1		\$3,400.28	
89627	CHANG HUA BUO AI Exc Award (06/30/2017)	11/11/2005	Active	8	3	0	3	60.00%	5		2			P,S,T,M,VP SC	9			
99427	CHANG HUA CHING CHENG Exc Award (06/30/2017, 06/30/2018, 06/30/20)	05/21/2007	Active	59	32	11	21	55.26%	38	7	0			P,S,T,M,VP SC	0		\$1,000.00	
150257	Changhua - Paoa Exc Award (06/30/2023)	06/02/2022	Active	20	0	0	0	0.00%	20		20	1	None	P,S,T,M,VP SC	0			
50353	CHANGHUA AI SHIN Exc Award (06/30/2018, 06/30/2020, 06/30/20)	03/22/1990	Active	35	9	7	2	6.06%	33	4	0			P,S,T,M,VP SC	0		\$2,750.35	
23361	CHANGHUA CENTRAL Exc Award (06/30/2018, 06/30/2019, 06/30/20)	01/14/1974	Active	30	9	8	1	3.45%	29	11	0			P,S,T,M,VP SC	0		\$6,500.30	
104290	CHANGHUA CHANG SHIH TA Exc Award (06/30/2017, 06/30/2023, 06/30/20)	01/06/2009	Active	40	0	3	-3	-6.98%	43	3	0			P,S,T,M,VP SC	0		\$1,000.16	
148900	Changhua Changtong	11/16/2021	Active	13	11	0	11	550.00%	2		9			P,S,T,M,VP SC	0		\$1,650.13	
50038	CHANGHUA CHERNG KONG Exc Award (06/30/2016, 06/30/2017, 06/30/20)	12/18/1989	Active	62	2	3	-1	-1.59%	63	3	0			P,S,T,M,VP SC	0		\$22,250.65	
152563	Changhua Chungyi Exc Award (06/30/2023, 06/30/2024)	09/23/2022	Active	54	5	5	0	0.00%	54	5	3			P,S,T,M,VP SC	0		\$12,700.54	
141542	Changhua County Ai Shu Chia Exc Award (06/30/2023)	04/30/2020	Active	40	6	6	0	0.00%	40	4	0			P,S,T,M,VP SC	0		\$5,000.00	



# Club Health Assessment for District 300D 1 through June 2025

			Status	Membership							Reports					Finance		LCIF
Club Number	Club Name	Charter Date		Current Member Count	YTD Members Added	YTD Members Dropped	YTD Net Growth	YTD Net Growth%	Member Count 12 Months Ago	Avg. length of service for dropped members	Months Since Last MMR ***	Yrs. Since Last Officer Report	President Rotation	Vice President Reported ****	Months Since Last Activity Report ***	Account Balance	Donations for current Fiscal Year	
			Number of times on status quo within last two years	If below 15 members appears					If net loss is greater than 20% appears			If no report in 3 months appears in	When more than one year appears in	Number of repeat terms	Notes the officers that do not have an active	If no report at 12 months appears in red		
139293	Changhua County Guan Ying	08/02/2019	Active	66	8	9	-1	-1.49%	67	3	0				P,S,T,M,VP SC	0	\$4,000.00	
Exc Award (06/30/2020, 06/30/2023)																		
133318	Changhua County Shih Yun	12/07/2017	Active	3	2	15	-13	-81.25%	16	5	0		None		P,S,T,M,VP SC	0		
148687	Changhua Dashin	10/26/2021	Active	23	9	7	2	9.52%	21	2	1				P,S,T,M,VP SC	0	\$1,000.00	
103449	CHANGHUA DA-YEH	08/18/2008	Active	22	5	15	-10	-31.25%	32	2	0				P,S,T,M,VP SC	0	\$4,500.30	
53880	CHANGHUA HSIEN CHANG BING	12/08/1992	Active	49	1	12	-11	-18.33%	60	11	0		2		P,S,T,M,VP SC	0	\$1,000.03	
Exc Award (06/30/2017, 06/30/2018, 06/30/20																		
45187	CHANGHUA HSIEN CHANG KUNG	06/25/1985	Active	59	8	4	4	7.27%	55	5	0		2		P,S,T,M,VP SC	0	103,000.00	
Exc Award (06/30/2016, 06/30/2017, 06/30/20																		
49267	CHANGHUA HSIEN CHANG SHANG	03/02/1989	Active	48	10	7	3	6.67%	45	13	0				P,S,T,M,VP SC	0		
47885	CHANGHUA HSIEN CHANGHUA CH MEI	11/18/1987	Active	19	8	5	3	18.75%	16	7	0				P,S,T,M,VP SC	0	\$1,900.00	
Exc Award (06/30/2016, 06/30/2019)																		
104291	CHANGHUA HSIEN CHIEN KUO	01/06/2009	Active	34	8	11	-3	-8.11%	37	7	0				P,S,T,M,VP SC	0	\$2,400.08	
Exc Award (06/30/2016, 06/30/2022, 06/30/20																		
54216	CHANGHUA HSIEN HUA TAN	03/10/1993	Active	36	4	0	4	12.50%	32		4				P,S,T,M,VP SC	0	\$2,000.00	
Exc Award (06/30/2018)																		
103925	CHANGHUA HSIEN HUNG HO	11/05/2008	Active	49	13	7	6	13.95%	43	2	0				P,S,T,M,VP SC	0	\$2,000.00	
Exc Award (06/30/2018, 06/30/2022)																		
45430	CHANGHUA HSIEN LU KANG	10/25/1985	Active	18	0	4	-4	-18.18%	22	3	5				P,S,T,M,VP SC	0		
47624	CHANGHUA HSIEN PA KUA SHAN	06/28/1987	Active	1	0	0	0	0.00%	1		9	2	None		P,S,T,M,VP SC	10		
Exc Award (06/30/2018, 06/30/2020)																		
105797	CHANGHUA HSIEN SHEN GUN	06/12/2009	Active	35	22	7	15	75.00%	20	6	0				P,S,T,M,VP SC	0	\$2,750.35	
Exc Award (06/30/2016, 06/30/2019, 06/30/20																		
106022	CHANGHUA HSIEN YINGHUA	06/26/2009	Active	45	5	2	3	7.14%	42	8	0				P,S,T,M,VP SC	0	\$3,250.45	
Exc Award (06/30/2018, 06/30/2019, 06/30/20																		
148483	Changhua Jin Yeh	10/27/2021	Active	33	0	1	-1	-2.94%	34	4	0				P,S,T,M,VP SC	0		



## Club Health Assessment for District 300D 1 through June 2025

			Status	Membership							Reports					Finance	LCIF
Club Number	Club Name	Charter Date		Current Member Count	YTD Members Added	YTD Members Dropped	YTD Net Growth	YTD Net Growth%	Member Count 12 Months Ago	Avg. length of service for dropped members	Months Since Last MMR ***	Yrs. Since Last Officer Report	President Rotation	Vice President Reported ****	Months Since Last Activity Report ***	Account Balance	Donations for current Fiscal Year
			Number of times on status quo within last two years	If below 15 members appears				If net loss is greater than 20% appears			If no report in 3 months appears in	When more than one year appears in	Number of repeat terms	Notes the officers that do not have an active	If no report at 12 months appears in red		
Exc Award (06/30/2023)																	
139315	Changhua Lukang Tin Hou	08/02/2019	Active	49	47	26	21	75.00%	28	3	0			P,S,T,M,VP SC	0		\$1,000.00
Exc Award (06/30/2020, 06/30/2022)																	
31376	CHANGHUA NORTHWEST	11/21/1975	Active	12	5	8	-3	-20.00%	15	12	0			P,S,T,M,VP SC	0		
Exc Award (06/30/2018)																	
149396	Changhua Treasure	12/27/2021	Active	30	6	4	2	7.14%	28	4	0			P,S,T,M,VP SC	0		\$3,600.32
Exc Award (06/30/2024)																	
148724	Changhua Yongshin	10/27/2021	Active	9	0	2	-2	-18.18%	11	2	0			P,S,T,M,VP SC	0		
150259	Changhua Young Young	06/02/2022	Active	20	0	0	0	0.00%	20		20	1	None	P,S,T,M,VP SC	0		
Exc Award (06/30/2023)																	
127710	Changhua Youth	06/09/2016	Active	21	3	2	1	5.00%	20	3	0			P,S,T,M,VP SC	0		
Exc Award (06/30/2019, 06/30/2020)																	
68685	CHANGHUA YU DA	04/21/2003	Active	18	2	3	-1	-5.26%	19	12	2		2	P,S,T,M,VP SC	0		\$2,900.18
Exc Award (06/30/2016, 06/30/2017, 06/30/20)																	
141480	Changhua Yu Shan	04/30/2020	Active	14	0	1	-1	-6.67%	15	7	0			P,S,T,M,VP SC	0		\$500.10
149437	Changhua Yuanhsianmei	12/29/2021	Active	21	10	1	9	75.00%	12	3	0			P,S,T,M,VP SC	9		
Exc Award (06/30/2023)																	
151133	Changhua Yung Sun	06/28/2022	Active	21	0	0	0	0.00%	21		0			P,S,T,M,VP SC	0		
Exc Award (06/30/2023)																	
150254	Changrong	06/02/2022	Active	20	0	0	0	0.00%	20		20	1	None	P,S,T,M,VP SC	0		
Exc Award (06/30/2023)																	
38707	HO MEI L C	06/17/1980	Active	51	5	8	-3	-5.56%	54	7	0			P,S,T,M,VP SC	0		\$2,000.00
Exc Award (06/30/2018, 06/30/2023)																	
57081	LU KANG LU CHING	06/12/1995	Active	51	15	8	7	15.91%	44	14	0			P,S,T,M,VP SC	0		\$5,550.51
Exc Award (06/30/2018, 06/30/2020)																	
40267	TA CHANG LC	07/27/1981	Active	36	12	12	0	0.00%	36	2	0			P,S,T,M,VP SC	0		\$3,800.36
Exc Award (06/30/2018, 06/30/2020, 06/30/20)																	
63129	TA CHUNG HSING	05/02/2000	Active	66	4	3	1	1.54%	65	13	0			P,S,T,M,VP SC	0		\$4,000.00
Exc Award (06/30/2016, 06/30/2017)																	





## Club Health Assessment for District 300D 1 through June 2025

Club Number			Club Name			Charter Date			Status					Membership					Reports					Finance		LCIF
									Current Member Count	YTD Members Added	YTD Members Dropped	YTD Net Growth	YTD Net Growth%	Member Count 12 Months Ago	Avg. length of service for dropped members	Months Since Last MMR ***	Yrs. Since Last Officer Report	President Rotation	Vice President Reported ****	Months Since Last Activity Report ***	Account Balance	Donations for current Fiscal Year				
									Number of times on status quo within last two years	If below 15 members appears			If net loss is greater than 20% appears			If no report in 3 months appears in			When more than one year appears in	Number of repeat terms	Notes the officers that do not have an active			If no report at 12 months appears in red		
Current Total Clubs Count	YTD New Clubs Count	YTD Cancelled Clubs Count	YTD Net Club Gain	Current Total Members Count	YTD Add	YTD Drop	YTD Net Growth	YTD Net Growth %	Member Count 12 Months Ago	Average Member Count Per Club	% of Clubs with less than 20 members	% No MMR in 3 Months	% No Officer Report in 12 Months	% of Clubs with balance 90+ days	Number of Clubs in Status Quo	% Status Quo Clubs in Financial Suspension	Number of Cancelled Clubs	Average Cancelled Club Age	Members Lost Due to Cancellation	% of Clubs Cancelled for Non-Financial Reasons						
47	3	0	3	1,521	421	248	173	12.83%	1,348	32	21%	21%	9%	0%	0	0%	0	0	0	0%						

\* - P - Priority Club. Cancellation Reasons: 1-Objectives/conduct, 2-Non-active club, 5-Non-existing club, 6-Disbanding, 7-Merger, 8-Financial Suspension, 9-District/Multiple District Dues.

\*\* - Abbreviation: P-President, S-Secretary, T-Treasurer, M-Member Chairperson, VP-First Vice President, MC-Communications Chairperson, SC-Service Chairperson

\*\*\* - Abbreviation: N/R - Never reported using the Lions Clubs website, N/A - Not applicable, No password registered for the Lions Clubs website.

\*\*\*\* - Abbreviation: N - New, IP - Immediate Past, R - Repeat.



# Club Health Assessment for District 300D 2 through June 2025

			Status	Membership						Reports					Finance		LCIF	
Club Number	Club Name	Charter Date		Current Member Count	YTD Members Added	YTD Members Dropped	YTD Net Growth	YTD Net Growth%	Member Count 12 Months Ago	Avg. length of service for dropped members	Months Since Last MMR ***	Yrs. Since Last Officer Report	President Rotation	Vice President Reported ****	Months Since Last Activity Report ***	Account Balance	Donations for current Fiscal Year	
			Number of times on status quo within last two years	If below 15 members appears					If net loss is greater than 20% appears			If no report in 3 months appears in	When more than one year appears in	Number of repeat terms	Notes the officers that do not have an active	If no report at 12 months appears in red		
Clubs less than two years old																		
178649	Changhua County Tian Jhong	09/19/2024	Active	22	22	0	22	100.00%	0		7			P,S,T,M,VP SC	N/A		\$1,000.00	
175078	Changhua Hsien Pu Hsin	08/15/2024	Active	40	82	42	40	100.00%	0	0	0		2	P,S,T,M,VP SC	5		\$2,000.00	
175077	Changhua Hsien Public Garden	09/03/2024	Active(1)	20	20	0	20	100.00%	0		3		None	P,S,T,M,VP SC	N/A			
157192	Nantou County Shan Cheng	01/30/2024	Active	32	6	13	-7	-17.95%	39	1	0		2	P,S,T,M,VP SC	3		\$5,000.00	
175076	Nantou County Yu Shan	08/21/2024	Active	35	57	22	35	100.00%	0	14	0		2	P,S,T,M,VP SC	N/A		\$1,000.00	
Clubs more than two years old																		
153287	Changhua County Fenghe Dadi Exc Award (06/30/2023)	01/16/2023	Active(1)	26	16	8	8	44.44%	18	3	0			P,S,T,M,VP SC	N/A		\$1,000.00	
153267	Changhua County Jing Ying	01/16/2023	Active	18	4	5	-1	-5.26%	19	3	0			P,S,T,M,VP SC	N/A		\$1,000.00	
153275	Changhua County Ru Yuh Exc Award (06/30/2023)	01/10/2023	Active	29	10	8	2	7.41%	27	2	0			P,S,T,M,VP SC	2		\$2,000.00	
128339	Changhua County Yong Sheng Exc Award (06/30/2020, 06/30/2022, 06/30/20)	07/25/2016	Active	29	21	10	11	61.11%	18	7	0			P,S,T,M,VP SC	5		\$4,000.00	
149641	Changhua Dongluoxi	01/19/2022	Active	29	11	13	-2	-6.45%	31	3	0			P,S,T,M,VP SC	4		\$1,000.00	
54730	CHANGHUA HSIEN CHIN HU Exc Award (06/30/2020, 06/30/2022, 06/30/20)	07/07/1993	Active	73	7	11	-4	-5.19%	77	9	0			P,S,T,M,VP SC	5		\$5,000.00	
54515	CHANGHUA HSIEN DA TSUEN Exc Award (06/30/2017, 06/30/2018, 06/30/20)	05/25/1993	Active	69	17	5	12	21.05%	57	12	0			P,S,T,M,VP SC	5		\$11,000.00	
54354	CHANGHUA HSIEN ERH LIN Exc Award (06/30/2016, 06/30/2017, 06/30/20)	04/15/1993	Active	130	39	1	38	41.30%	92	0	0			P,S,T,M,VP SC	24+		\$3,000.27	
56690	CHANGHUA HSIEN PU YEN	03/24/1995	Active	60	9	7	2	3.45%	58	9	0			P,S,T,M,VP SC	24+		\$7,000.00	
57057	CHANGHUA HSIEN RU LIN Exc Award (06/30/2016, 06/30/2020, 06/30/20)	06/12/1995	Active	32	20	23	-3	-8.57%	35	2	0			P,S,T,M,VP SC	10		\$1,000.00	
44090	CHANGHUA HSIEN SHIH HU	06/30/1984	Active	16	0	7	-7	-30.43%	23	11	6			P,S,T,M,VP SC	5	90+ Days	\$1,000.27	
58360	CHANGHUA HSIEN TSU EN Exc Award (06/30/2020, 06/30/2022)	05/28/1996	Active	66	10	3	7	11.86%	59	3	0			P,S,T,M,VP SC	24+		\$11,000.00	



# Club Health Assessment for District 300D 2 through June 2025

			Status	Membership							Reports					Finance		LCIF
Club Number	Club Name	Charter Date		Current Member Count	YTD Members Added	YTD Members Dropped	YTD Net Growth	YTD Net Growth%	Member Count 12 Months Ago	Avg. length of service for dropped members	Months Since Last MMR ***	Yrs. Since Last Officer Report	President Rotation	Vice President Reported ****	Months Since Last Activity Report ***	Account Balance	Donations for current Fiscal Year	
			Number of times on status quo within last two years	If below 15 members appears				If net loss is greater than 20% appears			If no report in 3 months appears in	When more than one year appears in	Number of repeat terms	Notes the officers that do not have an active	If no report at 12 months red			
141550	Changhua Jie Lin	05/29/2020	Active	50	16	0	16	47.06%	34		0			P,S,T,M,VP SC	24+			
141517	Changhua Pu Qing	04/29/2020	Active	11	2	0	2	22.22%	9		0			P,S,T,M,VP SC	24+			
38089	CHANGHUA SEVEN STAR	02/04/1980	Active	34	7	7	0	0.00%	34	11	0			P,S,T,M,VP SC	21		\$2,000.00	
	Exc Award (06/30/2016, 06/30/2017, 06/30/20																	
141482	Changhua Sheng Xin	04/28/2020	Active	43	14	4	10	30.30%	33	2	0			P,S,T,M,VP SC	N/A		\$2,000.16	
	Exc Award (06/30/2022)																	
148885	Changhua Wuji	11/04/2021	Active	29	6	0	6	26.09%	23		0			P,S,T,M,VP SC	N/A			
	Exc Award (06/30/2024)																	
64363	CHING SHUI YEN	06/04/2001	Active	21	11	12	-1	-4.55%	22	5	0			P,S,T,M,VP SC	24+		\$10,000.00	
109612	ERH LIN SHIH FANG	11/03/2010	Active	28	6	12	-6	-17.65%	34	3	0			P,S,T,M,VP SC	7		\$1,000.00	
	Exc Award (06/30/2016, 06/30/2017, 06/30/20																	
37714	JWU SHAN L C	11/07/1979	Active	23	10	2	8	53.33%	15	6	0		2	P,S,T,M,VP SC	24+		\$1,000.00	
	Exc Award (06/30/2018, 06/30/2020)																	
110181	NA LU WAN	01/26/2011	Active	38	3	0	3	8.57%	35		0			P,S,T,M,VP SC	21		\$3,000.00	
	Exc Award (06/30/2022, 06/30/2024)																	
23393	NAN TOU	06/14/1972	Active	16	9	3	6	60.00%	10	2	0		2	P,S,T,M,VP SC	22			
	Exc Award (06/30/2016, 06/30/2017)																	
54145	NAN TOU HSIEN CHI CHI	02/24/1993	Active	6	5	9	-4	-40.00%	10	2	0			P,S,T,M,VP SC	24+		\$1,000.27	
	Exc Award (06/30/2016, 06/30/2020, 06/30/20																	
47886	NAN TOU HSIEN CHIEN SHAN	11/18/1987	Active	27	16	0	16	145.45%	11		0			P,S,T,M,VP SC	24+		\$1,000.00	
	Exc Award (06/30/2019)																	
99193	NAN TOU HSIEN LU KU	04/23/2007	Active	28	5	2	3	12.00%	25	3	0			P,S,T,M,VP SC	7			
	Exc Award (06/30/2020, 06/30/2024)																	
53916	NAN TOU HSIEN SHOEI SHIOW	12/21/1992	Active	43	8	1	7	19.44%	36	2	3			P,S,T,M,VP SC	24+		\$2,000.00	
	Exc Award (06/30/2018, 06/30/2024)																	
115355	NAN TOU TSAO HSIEH TUN	10/28/2011	Active	54	9	11	-2	-3.57%	56	4	0			P,S,T,M,VP SC	5		\$9,000.00	
	Exc Award (06/30/2017, 06/30/2020, 06/30/20																	
152878	Nantou County Bai Ye Xing	10/27/2022	Active(1)	10	1	0	1	11.11%	9		11			P,S,T,M,VP SC	N/A			



# Club Health Assessment for District 300D 2 through June 2025

Club Number	Club Name	Charter Date	Status	Membership							Reports					Finance	LCIF
				Current Member Count	YTD Members Added	YTD Members Dropped	YTD Net Growth	YTD Net Growth%	Member Count 12 Months Ago	Avg. length of service for dropped members	Months Since Last MMR ***	Yrs. Since Last Officer Report	President Rotation	Vice President Reported ****	Months Since Last Activity Report ***	Account Balance	Donations for current Fiscal Year
			Number of times on status quo within last two years	If below 15 members appears				If net loss is greater than 20% appears			If no report in 3 months appears in	When more than one year appears in	Number of repeat terms	Notes the officers that do not have an active	If no report at 12 months appears in red		
121264	Nantou County Pine Ridge	01/28/2014	Active	34	5	2	3	9.68%	31	9	0			P,S,T,M,VP SC	24+		
	Exc Award (06/30/2023)																
153303	Nantou County Yong Peng	01/16/2023	Active	11	1	0	1	10.00%	10		0			P,S,T,M,VP SC	10		
	Exc Award (06/30/2023)																
149267	Nantou Shuyu	12/15/2021	Active	30	2	0	2	7.14%	28		0			P,S,T,M,VP SC	N/A		\$1,000.00
	Exc Award (06/30/2024)																
32023	PULI L C	04/06/1976	Active	41	3	2	1	2.50%	40	41	0			P,S,T,M,VP SC	7		\$2,000.00
	Exc Award (06/30/2016, 06/30/2017, 06/30/2018)																
152884	Qiancheng	10/31/2022	Active(1)	10	0	0	0	0.00%	10		14			P,S,T,M,VP SC	N/A		
49456	SHUI LI NAN TOU HSIEN	04/27/1989	Active	25	0	1	-1	-3.85%	26	4	0			P,S,T,M,VP SC	24+		
	Exc Award (06/30/2018, 06/30/2022, 06/30/2023)																
87775	WU SHE	04/12/2005	Active	20	2	3	-1	-4.76%	21	3	6			P,S,T,M,VP SC	24+		
	Exc Award (06/30/2016, 06/30/2017)																
117522	YUAN CHING	09/12/2012	Active	54	4	3	1	1.89%	53	1	0			P,S,T,M,VP SC	N/A		\$1,000.00
	Exc Award (06/30/2016, 06/30/2017, 06/30/2018)																
23467	YUAN LIN	10/13/1968	Active	142	10	20	-10	-6.58%	152	9	0			P,S,T,M,VP SC	5		\$7,000.00
	Exc Award (06/30/2016, 06/30/2018, 06/30/2019)																
54518	YUAN LIN CHINN LONG	05/25/1993	Active	28	2	6	-4	-12.50%	32	13	0			P,S,T,M,VP SC	24+		
	Exc Award (06/30/2017, 06/30/2018, 06/30/2019)																

Clubs Cancelled Previous Fiscal Year – Clubs Cancelled within last 12 months may be reinstated

Club Number	Club Name	Charter Date	Current Status*	Cancellation Date
153223	Nantou County Yuan-Chi	01/10/2023	Cancelled(8*)	06/29/2024

Current Total Clubs Count	YTD New Clubs Count	YTD Cancelled Clubs Count	YTD Net Club Gain	Current Total Members Count	YTD Add	YTD Drop	YTD Net Growth	YTD Net Growth %	Member Count 12 Months Ago	Average Member Count Per Club	% of Clubs with less than 20 members	% No MMR in 3 Months	% No Officer Report in 12 Months	% of Clubs with balance 90+ days	Number of Clubs in Status Quo	% Status Quo Clubs in Financial Suspension	Number of Cancelled Clubs	Average Cancelled Club Age	Members Lost Due to Cancellation	% of Clubs Cancelled for Non-Financial Reasons
43	4	0	4	1,582	508	278	230	17.01%	1,352	37	19%	16%	0%	2%	0	0%	0	0	0	0%



Club Health Assessment for District 300D 2 through June 2025

			Status	Membership							Reports					Finance	LCIF
Club Number	Club Name	Charter Date		Current Member Count	YTD Members Added	YTD Members Dropped	YTD Net Growth	YTD Net Growth%	Member Count 12 Months Ago	Avg. length of service for dropped members	Months Since Last MMR ***	Yrs. Since Last Officer Report	President Rotation	Vice President Reported ****	Months Since Last Activity Report ***	Account Balance	Donations for current Fiscal Year
			Number of times on status quo within last two years	If below 15 members appears				If net loss is greater than 20% appears			If no report in 3 months appears in	When more than one year appears in	Number of repeat terms	Notes the officers that do not have an active	If no report at 12 months appears in red		

\* - P - Priority Club. Cancellation Reasons: 1-Objectives/conduct, 2-Non-active club, 5-Non-existing club, 6-Disbanding, 7-Merger, 8-Financial Suspension, 9-District/Multiple District Dues.  
\*\* - Abbreviation: P-President, S-Secretary, T-Treasurer, M-Member Chairperson, VP-First Vice President, MC-Communications Chairperson, SC-Service Chairperson  
\*\*\* - Abbreviation: N/R - Never reported using the Lions Clubs website, N/A - Not applicable, No password registered for the Lions Clubs website.  
\*\*\*\* - Abbreviation: N - New, IP - Immediate Past, R - Repeat.



# Club Health Assessment for District 300E 1 through June 2025

			Status	Membership							Reports				Finance		LCIF
Club Number	Club Name	Charter Date		Current Member Count	YTD Members Added	YTD Members Dropped	YTD Net Growth	YTD Net Growth%	Member Count 12 Months Ago	Avg. length of service for dropped members	Months Since Last MMR ***	Yrs. Since Last Officer Report	President Rotation	Vice President Reported ****	Months Since Last Activity Report ***	Account Balance	Donations for current Fiscal Year
			Number of times on status quo within last two years	If below 15 members appears				If net loss is greater than 20% appears			If no report in 3 months appears in	When more than one year appears in	Number of repeat terms	Notes the officers that do not have appears in an active	If no report at 12 months red		
Clubs less than two years old																	
157362	Chiayi Chia Da	03/05/2024	Active	10	19	29	-10	-50.00%	20	3	0		2	P,S,T,M,VP SC	N/A		\$3,000.00
180799	Chiayi Loong Men	02/14/2025	Active	25	28	3	25	100.00%	0	3	0			P,S,T,M,VP SC	N/A		\$5,000.00
156811	Chiayi Summit	12/14/2023	Cancelled(6*)	0	3	23	-20	-100.00%	20	1	1		None	P,S,T,M,VP SC	N/R		\$3,000.00
157294	Tainan City Formosa Korean Culture	02/07/2024	Active	23	5	3	2	9.52%	21	1	0		2	P,S,T,M,VP SC	2		\$4,000.00
171866	Tainan Formosa Beauty Industry Elite	06/13/2024	Active	25	13	9	4	19.05%	21	1	0		2	P,S,T,M,VP SC	1		\$5,000.00
157730	Tainan Gold Ding	03/19/2024	Active	39	11	4	7	21.88%	32	1	0		None	P,S,T,M,VP SC	N/R		\$28,000.00
Clubs more than two years old																	
23364	CHIAYI Exc Award (06/30/2017, 06/30/2018, 06/30/20	05/22/1960	Active	79	1	9	-8	-9.20%	87	7	0			P,S,T,M,VP SC	24+		\$14,000.00
40269	CHIAYI A LI SHAN Exc Award (06/30/2017, 06/30/2018, 06/30/20	07/21/1981	Active	65	2	6	-4	-5.80%	69	9	0			P,S,T,M,VP SC	17		\$19,000.00
130605	Chiayi Chia Chung Exc Award (06/30/2020, 06/30/2022, 06/30/20	03/31/2017	Active	20	10	7	3	17.65%	17	7	0			P,S,T,M,VP SC	N/A		\$3,000.00
47997	CHIAYI CHIA FONG Exc Award (06/30/2016, 06/30/2018, 06/30/20	12/28/1987	Active	75	10	6	4	5.63%	71	11	0			P,S,T,M,VP SC	20		\$13,000.00
66580	CHIAYI CHIA HWA Exc Award (06/30/2016, 06/30/2020, 06/30/20	08/27/2002	Active	21	3	5	-2	-8.70%	23	6	0			P,S,T,M,VP SC	17		\$3,000.00
48270	CHIAYI CHIA NEU Exc Award (06/30/2016, 06/30/2019, 06/30/20	03/11/1988	Active	44	12	7	5	12.82%	39	8	0			P,S,T,M,VP SC	24+		\$23,000.00
47441	CHIAYI CHIA TAI Exc Award (06/30/2016, 06/30/2017, 06/30/20	06/05/1987	Active	40	5	35	-30	-42.86%	70	7	0			P,S,T,M,VP SC	3		\$9,000.00
56587	CHIAYI HSIEN SHING KONG Exc Award (06/30/2017, 06/30/2019, 06/30/20	02/28/1995	Active	29	4	3	1	3.57%	28	21	0			P,S,T,M,VP SC	24+		\$3,000.00
48271	CHIAYI HUI LAN Exc Award (06/30/2016, 06/30/2019, 06/30/20	03/11/1988	Active	33	2	7	-5	-13.16%	38	16	0			P,S,T,M,VP SC	24+		\$8,000.00
84051	CHIAYI JEN SHAN MEI	08/17/2004	Active	20	4	5	-1	-4.76%	21	4	0			P,S,T,M,VP SC	22		\$6,000.00



# Club Health Assessment for District 300E 1 through June 2025

			Status	Membership							Reports					Finance	LCIF	
Club Number	Club Name	Charter Date		Current Member Count	YTD Members Added	YTD Members Dropped	YTD Net Growth	YTD Net Growth%	Member Count 12 Months Ago	Avg. length of service for dropped members	Months Since Last MMR ***	Yrs. Since Last Officer Report	President Rotation	Vice President Reported ****	Months Since Last Activity Report ***	Account Balance	Donations for current Fiscal Year	
			Number of times on status quo within last two years	If below 15 members appears					If net loss is greater than 20% appears			If no report in 3 months appears in	When more than one year appears in	Number of repeat terms	Notes the officers that do not have an active	If no report at 12 months appears in red		
Exc Award (06/30/2017, 06/30/2018, 06/30/2020) 43917 CHIAYI LAN TAN 05/21/1984			Active	47	1	2	-1	-2.08%	48	11	0			P,S,T,M,VP SC	24+		\$15,000.00	
Exc Award (06/30/2016, 06/30/2019, 06/30/2020) 78505 CHIAYI PEI HUI 03/18/2004			Active	30	10	7	3	11.11%	27	15	0			P,S,T,M,VP SC	5		\$19,000.00	
Exc Award (06/30/2018, 06/30/2019, 06/30/2020) 151834 Chiayi Sincerity 08/02/2022			Active	13	5	4	1	8.33%	12	5	0			P,S,T,M,VP SC	N/A		\$2,000.00	
64819 CHIAYI TAO CHENG 12/04/2001			Active	24	5	5	0	0.00%	24	4	0			P,S,T,M,VP SC	4		\$3,000.00	
Exc Award (06/30/2016, 06/30/2017, 06/30/2020) 30210 CHIAYI WU FONG 02/05/1975			Active	54	7	4	3	5.88%	51	12	0			P,S,T,M,VP SC	7		\$7,000.00	
Exc Award (06/30/2016, 06/30/2018, 06/30/2020) 68741 CHIAYI YI HWA 05/12/2003			Active	34	8	29	-21	-38.18%	55	2	0			P,S,T,M,VP SC	24+		\$4,000.00	
Exc Award (06/30/2016, 06/30/2019, 06/30/2020) 54861 CHIAYI YUH SHAN 09/09/1993			Active	56	9	12	-3	-5.08%	59	14	0			P,S,T,M,VP SC	9		\$5,000.00	
Exc Award (06/30/2017, 06/30/2018, 06/30/2020) 85925 MAILIAO 03/21/2005			Active	40	2	4	-2	-4.76%	42	4	0			P,S,T,M,VP SC	24+		\$20,000.00	
Exc Award (06/30/2016, 06/30/2017, 06/30/2020) 23394 PEIKANG 03/20/1967			Active	50	6	5	1	2.04%	49	3	0			P,S,T,M,VP SC	5		\$17,000.00	
Exc Award (06/30/2016, 06/30/2018, 06/30/2020) 35232 PU TZU 03/31/1978			Active	14	5	6	-1	-6.67%	15	2	0			P,S,T,M,VP SC	8		\$5,000.00	
Exc Award (06/30/2016, 06/30/2019, 06/30/2020) 56467 TAI HSI 01/25/1995			Active	37	8	6	2	5.71%	35	11	0			P,S,T,M,VP SC	2		\$35,000.00	
Exc Award (06/30/2016, 06/30/2018, 06/30/2020) 53480 TAINAN AN NAN 07/01/1992			Active	52	16	3	13	33.33%	39	4	0			P,S,T,M,VP SC	8		\$14,000.00	
Exc Award (06/30/2016, 06/30/2020, 06/30/2020) 30289 TAINAN CAPITAL 02/24/1975			Active	30	4	7	-3	-9.09%	33	21	0			P,S,T,M,VP SC	24+		\$14,000.00	
Exc Award (06/30/2016, 06/30/2017, 06/30/2020) 23416 TAINAN CENTRAL 03/18/1970			Active	33	3	8	-5	-13.16%	38	9	0			P,S,T,M,VP SC	6		\$8,000.00	
Exc Award (06/30/2016, 06/30/2020, 06/30/2020) 23417 TAINAN CHENG KUNG 11/15/1963			Active	31	6	4	2	6.90%	29	3	0			P,S,T,M,VP SC	5		\$7,000.00	





# Club Health Assessment for District 300E 1 through June 2025

			Status	Membership							Reports					Finance		LCIF
Club Number	Club Name	Charter Date		Current Member Count	YTD Members Added	YTD Members Dropped	YTD Net Growth	YTD Net Growth%	Member Count 12 Months Ago	Avg. length of service for dropped members	Months Since Last MMR ***	Yrs. Since Last Officer Report	President Rotation	Vice President Reported ****	Months Since Last Activity Report ***	Account Balance	Donations for current Fiscal Year	
			Number of times on status quo within last two years	If below 15 members appears				If net loss is greater than 20% appears			If no report in 3 months appears in	When more than one year appears in	Number of repeat terms	Notes the officers that do not have an active	If no report at 12 months appears in red			
Exc Award (06/30/2017, 06/30/2018, 06/30/2020) 62717 TAINAN CHI HSIANG 01/18/2000			Active	27	3	7	-4	-12.90%	31	11	0			P,S,T,M,VP SC	24+		\$7,000.00	
Exc Award (06/30/2016, 06/30/2017, 06/30/2020) 41390 TAINAN CHIA LI 05/11/1982			Active	33	7	8	-1	-2.94%	34	16	0			P,S,T,M,VP SC	3		\$8,000.00	
Exc Award (06/30/2016, 06/30/2017, 06/30/2020) 30116 TAINAN CHIH KAN 01/06/1975			Active	33	3	7	-4	-10.81%	37	21	0			P,S,T,M,VP SC	24+		\$11,000.00	
Exc Award (06/30/2017, 06/30/2021, 06/30/2020) 39076 TAINAN CHIN CHENG 11/05/1980			Active	26	5	4	1	4.00%	25	18	0			P,S,T,M,VP SC	10		\$6,000.00	
Exc Award (06/30/2017, 06/30/2019, 06/30/2020) 48187 TAINAN CHUEN HUEI 02/15/1988			Active	17	16	12	4	30.77%	13	7	0			P,S,T,M,VP SC	24+		\$4,000.00	
Exc Award (06/30/2016, 06/30/2018, 06/30/2020) 54862 TAINAN CHUN WANG 09/09/1993			Active	29	4	0	4	16.00%	25		2			P,S,T,M,VP SC	24+		\$19,000.00	
Exc Award (06/30/2017, 06/30/2019, 06/30/2020) 54219 TAINAN CHUN YING 03/11/1993			Active	17	3	7	-4	-19.05%	21	6	0			P,S,T,M,VP SC	7		\$6,000.00	
Exc Award (06/30/2016, 06/30/2017, 06/30/2020) 38708 TAINAN CHUNG CHENG 06/26/1980			Active	20	2	3	-1	-4.76%	21	5	0			P,S,T,M,VP SC	24+		\$3,000.00	
Exc Award (06/30/2018, 06/30/2020, 06/30/2020) 37182 TAINAN CHUNG SHAN 05/24/1979			Active	41	6	6	0	0.00%	41	8	0			P,S,T,M,VP SC	6		\$13,000.00	
Exc Award (06/30/2016, 06/30/2018, 06/30/2020) 32668 TAINAN DOWNTOWN 08/09/1976			Active	14	9	11	-2	-12.50%	16	9	0			P,S,T,M,VP SC	0		\$5,000.00	
Exc Award (06/30/2016, 06/30/2017, 06/30/2020) 109146 TAINAN ETERNITY 09/01/2010			Active	31	3	2	1	3.33%	30	3	0			P,S,T,M,VP SC	1		\$14,000.00	
Exc Award (06/30/2019, 06/30/2021, 06/30/2020) 23415 TAINAN FIRST 01/28/1959			Active	57	15	7	8	16.33%	49	24	0			P,S,T,M,VP SC	6		\$23,000.00	
Exc Award (06/30/2016, 06/30/2017, 06/30/2020) 23418 TAINAN FU CHENG 10/19/1973			Active	32	2	1	1	3.23%	31	3	0			P,S,T,M,VP SC	9		\$7,000.00	
Exc Award (06/30/2016, 06/30/2017, 06/30/2020) 23419 TAINAN HSIEN 06/01/1966			Active	62	5	15	-10	-13.89%	72	10	0			P,S,T,M,VP SC	17		\$35,000.00	
Exc Award (06/30/2016, 06/30/2019, 06/30/2020)																		



## Club Health Assessment for District 300E 1 through June 2025

			Status	Membership							Reports					Finance	LCIF
Club Number	Club Name	Charter Date		Current Member Count	YTD Members Added	YTD Members Dropped	YTD Net Growth	YTD Net Growth%	Member Count 12 Months Ago	Avg. length of service for dropped members	Months Since Last MMR ***	Yrs. Since Last Officer Report	President Rotation	Vice President Reported ****	Months Since Last Activity Report ***	Account Balance	Donations for current Fiscal Year
			Number of times on status quo within last two years	If below 15 members appears				If net loss is greater than 20% appears			If no report in 3 months appears in	When more than one year appears in	Number of repeat terms	Notes the officers that do not have an active	If no report at 12 months red		
56977	TAINAN HSIN FENG	05/17/1995	Active	44	3	5	-2	-4.35%	46	17	0			P,S,T,M,VP SC	19		\$83,000.00
	Exc Award (06/30/2016, 06/30/2018, 06/30/2020)																
50266	TAINAN HSIN FONG	03/01/1990	Active	24	2	5	-3	-11.11%	27	8	0			P,S,T,M,VP SC	24+		\$15,000.00
	Exc Award (06/30/2018, 06/30/2020)																
61595	TAINAN HUI CHUN	03/08/1999	Active	22	5	2	3	15.79%	19	5	2			P,S,T,M,VP SC	7		\$5,000.00
	Exc Award (06/30/2016, 06/30/2017, 06/30/2020)																
51999	TAINAN JEN SHANN MEEI	09/09/1991	Active	27	2	8	-6	-18.18%	33	5	0			P,S,T,M,VP SC	24+		\$9,000.00
	Exc Award (06/30/2016, 06/30/2018, 06/30/2020)																
36501	TAINAN JEN-AI	01/05/1979	Active	24	5	7	-2	-7.69%	26	4	0			P,S,T,M,VP SC	24+		\$5,000.00
	Exc Award (06/30/2016, 06/30/2017, 06/30/2020)																
61755	TAINAN KUEI JEN	04/05/1999	Active	39	12	8	4	11.43%	35	7	0			P,S,T,M,VP SC	24+		\$27,000.00
	Exc Award (06/30/2016, 06/30/2017, 06/30/2020)																
132226	Tainan Love Taiwan	07/19/2017	Active	20	14	6	8	66.67%	12	3	0		2	P,S,T,M,VP SC	8		\$3,000.00
	Exc Award (06/30/2021)																
43387	TAINAN LUNG HSING	01/17/1984	Active	40	3	1	2	5.26%	38	3	2			P,S,T,M,VP SC	24+		\$5,000.00
	Exc Award (06/30/2016, 06/30/2017, 06/30/2020)																
55703	TAINAN MA DOW	05/11/1994	Active	22	4	3	1	4.76%	21	4	0			P,S,T,M,VP SC	24+		\$5,000.00
	Exc Award (06/30/2016, 06/30/2022, 06/30/2020)																
33897	TAINAN METROPOLIS	05/06/1977	Active	28	1	2	-1	-3.45%	29	24	2			P,S,T,M,VP SC	24+		\$7,000.00
	Exc Award (06/30/2016, 06/30/2017, 06/30/2020)																
43918	TAINAN MING JEN	05/22/1984	Active	31	12	4	8	34.78%	23	2	0			P,S,T,M,VP SC	8		\$6,000.00
	Exc Award (06/30/2018, 06/30/2023)																
48188	TAINAN NAN FONG	02/22/1988	Active	36	30	34	-4	-10.00%	40	3	0			P,S,T,M,VP SC	8		\$36,000.00
	Exc Award (06/30/2018, 06/30/2020, 06/30/2020)																
55569	TAINAN NAN YING	04/14/1994	Active	42	5	3	2	5.00%	40	6	0			P,S,T,M,VP SC	24+		\$17,000.00
	Exc Award (06/30/2016, 06/30/2018, 06/30/2020)																
101547	TAINAN NAN YINNG	03/12/2008	Active	20	2	2	0	0.00%	20	6	2			P,S,T,M,VP SC	8		\$6,000.00
	Exc Award (06/30/2018, 06/30/2020, 06/30/2020)																
121731	Tainan Nan-I	03/31/2014	Active	33	3	2	1	3.13%	32	2	0			P,S,T,M,VP SC	N/A		\$12,000.00



# Club Health Assessment for District 300E 1 through June 2025

			Status	Membership							Reports					Finance		LCIF	
Club Number	Club Name	Charter Date		Current Member Count	YTD Members Added	YTD Members Dropped	YTD Net Growth	YTD Net Growth%	Member Count 12 Months Ago	Avg. length of service for dropped members	Months Since Last MMR ***	Yrs. Since Last Officer Report	President Rotation	Vice President Reported ****	Months Since Last Activity Report ***	Account Balance	Donations for current Fiscal Year		
			Number of times on status quo within last two years	If below 15 members appears					If net loss is greater than 20% appears					If no report in 3 months appears in	When more than one year appears in	Number of repeat terms	Notes the officers that do not have an active	If no report at 12 months appears in red	
Exc Award (06/30/2017, 06/30/2019, 06/30/2020)			Active	30	1	6	-5	-14.29%	35	4	0			P,S,T,M,VP SC	24+		\$24,000.00		
67016	TAINAN NANTU	12/06/2002																	
Exc Award (06/30/2017, 06/30/2019, 06/30/2020)			Active	28	6	2	4	16.67%	24	1	0			P,S,T,M,VP SC	24+		\$5,000.00		
54731	TAINAN PEI MENG	07/08/1993																	
Exc Award (06/30/2019, 06/30/2020, 06/30/2020)			Active	28	3	6	-3	-9.68%	31	9	0			P,S,T,M,VP SC	7		\$15,000.00		
41752	TAINAN PHOENIX	07/20/1982																	
Exc Award (06/30/2016, 06/30/2019, 06/30/2020)			Active	50	4	4	0	0.00%	50	7	0			P,S,T,M,VP SC	8		\$9,000.00		
32298	TAINAN PO AI	05/21/1976																	
Exc Award (06/30/2016, 06/30/2017, 06/30/2020)			Active	28	3	5	-2	-6.67%	30	8	0			P,S,T,M,VP SC	24+		\$12,000.00		
40672	TAINAN PO JEN	12/31/1981																	
Exc Award (06/30/2016, 06/30/2018, 06/30/2020)			Active	18	4	6	-2	-10.00%	20	4	0			P,S,T,M,VP SC	2		\$3,000.00		
125601	Tainan Prospect	08/11/2015																	
Exc Award (06/30/2016, 06/30/2018)			Active	12	9	9	0	0.00%	12	2	0		None	P,S,T,M,VP SC	4		\$7,000.00		
131204	Tainan Ren-De	06/15/2017																	
			Active	14	9	12	-3	-17.65%	17	3	0		None	P,S,T,M,VP SC	24+		\$13,000.00		
96671	TAINAN RU YIH	03/17/2006																	
Exc Award (06/30/2022, 06/30/2023)			Active	14	6	6	0	0.00%	14	13	0			P,S,T,M,VP SC	24+		\$5,000.00		
99609	TAINAN SIN HUA	06/19/2007																	
Exc Award (06/30/2019, 06/30/2021, 06/30/2020)			Active	20	4	3	1	5.26%	19	2	0			P,S,T,M,VP SC	24+		\$3,000.00		
99501	TAINAN SIN SHIH	05/29/2007																	
Exc Award (06/30/2016, 06/30/2017, 06/30/2020)			Active	22	6	5	1	4.76%	21	4	0			P,S,T,M,VP SC	7		\$3,000.00		
137088	Tainan Tapani	01/02/2019																	
Exc Award (06/30/2023, 06/30/2024)			Active	33	2	12	-10	-23.26%	43	10	0			P,S,T,M,VP SC	24+		\$9,999.99		
51714	TAINAN TZU CHIANG	05/23/1991																	
Exc Award (06/30/2016, 06/30/2017, 06/30/2020)			Active	50	18	16	2	4.17%	48	6	0			P,S,T,M,VP SC	0		104,000.00		
49213	TAINAN UNION	02/14/1989																	
Exc Award (06/30/2018, 06/30/2021, 06/30/2020)			Active	30	5	10	-5	-14.29%	35	15	0			P,S,T,M,VP SC	24+		\$10,000.00		
23420	TAINAN WEST	01/25/1969																	
Exc Award (06/30/2019, 06/30/2020, 06/30/2020)			Active	13	8	6	2	18.18%	11	2	0			P,S,T,M,VP SC	24+				
103645	TAINAN XIANG YANG	09/18/2008																	



# Club Health Assessment for District 300E 1 through June 2025

			Status	Membership							Reports					Finance		LCIF
Club Number	Club Name	Charter Date		Current Member Count	YTD Members Added	YTD Members Dropped	YTD Net Growth	YTD Net Growth%	Member Count 12 Months Ago	Avg. length of service for dropped members	Months Since Last MMR ***	Yrs. Since Last Officer Report	President Rotation	Vice President Reported ****	Months Since Last Activity Report ***	Account Balance	Donations for current Fiscal Year	
			Number of times on status quo within last two years	If below 15 members appears				If net loss is greater than 20% appears			If no report in 3 months appears in	When more than one year appears in	Number of repeat terms	Notes the officers that do not have an active	If no report at 12 months appears in red			
Exc Award (06/30/2019, 06/30/2020, 06/30/2023)	23421 TAINAN YEN PIN	04/18/1970	Active	31	8	2	6	24.00%	25	31	2			P,S,T,M,VP SC	7		\$17,000.00	
Exc Award (06/30/2016, 06/30/2017, 06/30/2023)	56006 TAINAN YEN SHUI	07/19/1994	Active	51	4	4	0	0.00%	51	2	0			P,S,T,M,VP SC	24+		\$9,000.00	
Exc Award (06/30/2017, 06/30/2019, 06/30/2023)	34992 TAINAN YUNG KANG	01/16/1978	Active	49	3	2	1	2.08%	48	0	0			P,S,T,M,VP SC	9		\$33,000.00	
Exc Award (06/30/2016, 06/30/2017, 06/30/2023)	48125 TAINAN YUNG MEI	02/01/1988	Active	30	3	2	1	3.45%	29	6	0			P,S,T,M,VP SC	5		\$12,000.00	
Exc Award (06/30/2016, 06/30/2017, 06/30/2023)	34552 THE CENTRAL OF TAINAN HSIEN	10/20/1977	Active	52	12	8	4	8.33%	48	2	0			P,S,T,M,VP SC	9		\$19,000.00	
Exc Award (06/30/2019, 06/30/2020, 06/30/2023)	42582 TOUNAN	04/11/1983	Active	23	9	12	-3	-11.54%	26	7	0			P,S,T,M,VP SC	8		\$10,000.00	
Exc Award (06/30/2017, 06/30/2018, 06/30/2023)	23470 YUNLIN	06/15/1963	Active	43	8	4	4	10.26%	39	32	0			P,S,T,M,VP SC	8		\$8,000.00	
Exc Award (06/30/2017, 06/30/2020, 06/30/2023)	152235 Yunlin Formosa Holistic Aromatherapy	08/18/2022	Active	13	5	16	-11	-45.83%	24	3	0			P,S,T,M,VP SC	8		\$5,000.00	
	59903 YUNLIN HSIEN ERG LUN	08/14/1997	Active	34	5	3	2	6.25%	32	26	0			P,S,T,M,VP SC	3		\$12,000.00	
Exc Award (06/30/2018, 06/30/2020, 06/30/2023)	56300 YUNLIN HSIEN HSI LO	12/05/1994	Active	42	4	9	-5	-10.64%	47	13	0			P,S,T,M,VP SC	2		\$3,000.00	
Exc Award (06/30/2016, 06/30/2017, 06/30/2023)	49422 YUNLIN HSIEN HU NEU	04/19/1989	Active	42	3	1	2	5.00%	40	2	0		2	P,S,T,M,VP SC	1		\$21,000.00	
Exc Award (06/30/2018, 06/30/2019, 06/30/2023)	39451 YUNLIN HSIEN HU WEI	02/04/1981	Active	39	4	4	0	0.00%	39	20	0			P,S,T,M,VP SC	24+		\$12,000.00	
Exc Award (06/30/2018, 06/30/2023)	47998 YUNLIN HSIEN KO HU	12/21/1987	Active	20	3	4	-1	-4.76%	21	4	0			P,S,T,M,VP SC	24+		\$4,000.00	
Exc Award (06/30/2016, 06/30/2020, 06/30/2023)	58151 YUNLIN HSIEN LUAN BEY	04/18/1996	Active	50	3	2	1	2.04%	49	8	0			P,S,T,M,VP SC	1		\$19,000.00	
Exc Award (06/30/2019, 06/30/2020, 06/30/2023)	50425 YUNLIN HSIEN NAN HUI	04/17/1990	Active	21	7	4	3	16.67%	18	8	0			P,S,T,M,VP SC	9		\$6,000.00	



## Club Health Assessment for District 300E 1 through June 2025

			Membership								Reports					Finance		LCIF		
Club Number	Club Name	Charter Date		Current Member Count	YTD Members Added	YTD Members Dropped	YTD Net Growth	YTD Net Growth%	Member Count 12 Months Ago	Avg. length of service for dropped members	Months Since Last MMR ***	Yrs. Since Last Officer Report	President Rotation	Vice President Reported ****	Months Since Last Activity Report ***	Account Balance	Donations for current Fiscal Year			
			Number of times on status quo within last two years	If below 15 members appears				If net loss is greater than 20% appears			If no report in 3 months appears in	When more than one year appears in	Number of repeat terms	Notes the officers that do not have an active	If no report at 12 months appears in red					
Exc Award (06/30/2017, 06/30/2018, 06/30/2020)			Active	48625	YUNLIN HSIEN PEI ING	05/23/1988	50	7	2	5	11.11%	45	1		P,S,T,M,VP SC	6		\$34,000.00		
Exc Award (06/30/2017, 06/30/2018, 06/30/2020)				54788	YUNLIN HSIEN SHUI LIN	07/23/1993	14	7	3	4	40.00%	10	11	0		P,S,T,M,VP SC	9		\$3,000.00	
Exc Award (06/30/2019, 06/30/2020, 06/30/2020)				47999	YUNLIN HSIEN TO KO	12/21/1987	6	0	0	0	0.00%	6		17	2	None	P,S,T,M,VP SC	24+		\$1,000.00
Exc Award (06/30/2016, 06/30/2018)				59598	YUNLIN HSIEN TOU LIU	05/29/1997	63	1	5	-4	-5.97%	67	10	0		P,S,T,M,VP SC	1		\$15,000.00	
Exc Award (06/30/2016, 06/30/2018, 06/30/2020)				60219	YUNLIN HSIEN TUNG HSIN	12/23/1997	38	3	4	-1	-2.56%	39	4	0		P,S,T,M,VP SC	1		\$6,000.00	
Exc Award (06/30/2017, 06/30/2018, 06/30/2020)				53111	YUNLIN HSIEN YUN FONG	05/18/1992	53	3	2	1	1.92%	52	18	0		P,S,T,M,VP SC	7		\$15,000.00	
Exc Award (06/30/2016, 06/30/2017, 06/30/2020)																				
Current Total Clubs Count	YTD New Clubs Count	YTD Cancelled Clubs Count		YTD Net Club Gain	Current Total Members Count	YTD Add	YTD Drop	YTD Net Growth	YTD Net Growth %	Member Count 12 Months Ago	Average Member Count Per Club	% of Clubs with less than 20 members	% No MMR in 3 Months	% No Officer Report in 12 Months	% of Clubs with balance 90+ days	Number of Clubs in Status Quo	% Status Quo Clubs in Financial Suspension	Number of Cancelled Clubs	Average Cancelled Club Age	Members Lost Due to Cancellation
95	1	1	0	3,138	603	650	-47	-1.48%	3,185	33	15%	1%	1%	0%	0	0%	1	2	23	100%

\* - P - Priority Club. Cancellation Reasons: 1-Objectives/conduct, 2-Non-active club, 5-Non-existing club, 6-Disbanding, 7-Merger, 8-Financial Suspension, 9-District/Multiple District Dues.

\*\* - Abbreviation: P-President, S-Secretary, T-Treasurer, M-Member Chairperson, VP-First Vice President, MC-Communications Chairperson, SC-Service Chairperson

\*\*\* - Abbreviation: N/R - Never reported using the Lions Clubs website, N/A - Not applicable, No password registered for the Lions Clubs website.

\*\*\*\* - Abbreviation: N - New, IP - Immediate Past, R - Repeat.




# Club Health Assessment for District 300E 2 through June 2025

			Status	Membership							Reports					Finance		LCIF
Club Number	Club Name	Charter Date		Current Member Count	YTD Members Added	YTD Members Dropped	YTD Net Growth	YTD Net Growth%	Member Count 12 Months Ago	Avg. length of service for dropped members	Months Since Last MMR ***	Yrs. Since Last Officer Report	President Rotation	Vice President Reported ****	Months Since Last Activity Report ***	Account Balance	Donations for current Fiscal Year	
			Number of times on status quo within last two years	If below 15 members appears					If net loss is greater than 20% appears			If no report in 3 months appears in	When more than one year appears in	Number of repeat terms	Notes the officers that do not have an active	If no report at 12 months appears in red		
Clubs less than two years old																		
174989	Kaohsiung City Lu Lei	08/12/2024	Active	27	35	8	27	100.00%	0	0	0			P,S,T,M,VP SC	N/R			
155968	Pingtung Chun Pao	09/12/2023	Active	22	12	8	4	22.22%	18	1	1			P,S,T,M,VP SC	N/R		\$3,000.04	
Clubs more than two years old																		
23362	CHAO CHOU	11/06/1968	Active	32	9	5	4	14.29%	28	6	0			P,S,T,M,VP SC	24+		\$4,000.00	
Exc Award (06/30/2016, 06/30/2019, 06/30/20																		
23363	CHI SHAN L C	05/11/1969	Active	24	2	2	0	0.00%	24	1	0			P,S,T,M,VP SC	18		\$4,000.01	
Exc Award (06/03/2016, 06/30/2017, 06/30/20																		
46219	FANG LIAO	05/21/1986	Active	33	4	1	3	10.00%	30	26	0			P,S,T,M,VP SC	20		\$19,000.03	
Exc Award (06/30/2018, 06/30/2019, 06/30/20																		
132811	Kaohsiung City Cathay	10/13/2017	Active	20	4	7	-3	-13.04%	23	6	0			P,S,T,M,VP SC	N/A		\$3,000.00	
Exc Award (06/30/2018, 06/30/2020, 06/30/20																		
43386	KAOHSIUNG CITY CHENG CHING LAKE	01/17/1984	Active	29	1	1	0	0.00%	29	7	1			P,S,T,M,VP SC	24+		\$17,600.32	
Exc Award (06/30/2018, 06/30/2019, 06/30/20																		
151822	Kaohsiung City Chun Ying	07/22/2022	Active	44	21	25	-4	-8.33%	48	2	0			P,S,T,M,VP SC	2		\$7,000.00	
Exc Award (06/30/2023, 06/30/2024)																		
147521	KAOHSIUNG CITY DA FA	07/08/2021	Active	20	9	9	0	0.00%	20	3	0		None	P,S,T,M,VP SC	N/A			
Exc Award (06/30/2022)																		
62776	KAOHSIUNG CITY FENG HSI	02/03/2000	Active	42	5	4	1	2.44%	41	8	0			P,S,T,M,VP SC	24+		\$18,000.18	
Exc Award (06/30/2016, 06/30/2017, 06/30/20																		
23368	KAOHSIUNG CITY FENG SHAN	04/01/1969	Active	25	5	10	-5	-16.67%	30	9	0			P,S,T,M,VP SC	24+		\$10,000.00	
Exc Award (06/30/2017, 06/30/2018, 06/30/20																		
53478	KAOHSIUNG CITY FENG YI	07/01/1992	Active	25	1	1	0	0.00%	25	2	0			P,S,T,M,VP SC	24+		\$6,000.00	
Exc Award (06/30/2016, 06/30/2017, 06/30/20																		
128441	Kaohsiung City Feng Yu	08/17/2016	Active	34	7	43	-36	-51.43%	70	4	0			P,S,T,M,VP SC	24+		\$3,000.00	
Exc Award (06/30/2019, 06/30/2021, 06/30/20																		
37607	KAOHSIUNG CITY FENGSHAN CHARITY	10/04/1979	Active	18	1	5	-4	-18.18%	22	7	1			P,S,T,M,VP SC	24+		\$3,000.00	
Exc Award (06/30/2017, 06/30/2020, 06/30/20																		



# Club Health Assessment for District 300E 2 through June 2025

			Status	Membership						Reports					Finance		LCIF
Club Number	Club Name	Charter Date		Current Member Count	YTD Members Added	YTD Members Dropped	YTD Net Growth	YTD Net Growth%	Member Count 12 Months Ago	Avg. length of service for dropped members	Months Since Last MMR ***	Yrs. Since Last Officer Report	President Rotation	Vice President Reported ****	Months Since Last Activity Report ***	Account Balance	Donations for current Fiscal Year
			Number of times on status quo within last two years	If below 15 members appears				If net loss is greater than 20% appears			If no report in 3 months appears in	When more than one year appears in	Number of repeat terms	Notes the officers that do not have an active	If no report at 12 months red		
49458	KAOHSIUNG CITY GRAND Exc Award (06/30/2018, 06/30/2020)	04/27/1989	Active	31	4	0	4	14.81%	27		1			P,S,T,M,VP SC	24+		\$17,000.00
49901	KAOHSIUNG CITY HSIN ING Exc Award (06/30/2016, 06/30/2018, 06/30/2020)	10/18/1989	Active	21	8	5	3	16.67%	18	0	0			P,S,T,M,VP SC	24+		\$4,000.00
66491	KAOHSIUNG CITY HUANG CHIA Exc Award (06/30/2017, 06/30/2019, 06/30/2020)	07/22/2002	Active	38	17	15	2	5.56%	36	3	0			P,S,T,M,VP SC	24+		\$10,000.00
51561	KAOHSIUNG CITY JEN TA Exc Award (06/30/2017, 06/30/2018, 06/30/2020)	04/19/1991	Active	24	7	3	4	20.00%	20	11	0			P,S,T,M,VP SC	24+		\$8,000.00
147835	Kaohsiung City Ju Yi	08/04/2021	Active	17	1	0	1	6.25%	16		1			P,S,T,M,VP SC	N/R		
60500	KAOHSIUNG CITY KANG FENG Exc Award (06/30/2016, 06/30/2017, 06/30/2020)	03/17/1998	Active	39	0	4	-4	-9.30%	43	9	1			P,S,T,M,VP SC	15		\$20,000.03
23377	KAOHSIUNG CITY KANG SHAN Exc Award (06/30/2020, 06/30/2022, 06/30/2020)	10/18/1969	Active	32	2	3	-1	-3.03%	33	3	0			P,S,T,M,VP SC	24+		\$8,000.03
48680	KAOHSIUNG CITY KAO FENG Exc Award (06/30/2016, 06/30/2018, 06/30/2020)	06/08/1988	Active	15	8	11	-3	-16.67%	18	3	0			P,S,T,M,VP SC	24+		\$3,000.04
77406	KAOHSIUNG CITY TA KANG SHAN Exc Award (06/30/2016, 06/30/2018, 06/30/2020)	07/21/2003	Active	19	4	1	3	18.75%	16	0	0			P,S,T,M,VP SC	24+		
55832	KAOHSIUNG CITY TA SHE Exc Award (06/30/2016, 06/30/2017, 06/30/2020)	06/15/1994	Active	39	4	2	2	5.41%	37	4	0			P,S,T,M,VP SC	24+		\$12,000.01
122805	Kaohsiung City Ta Wan Exc Award (06/30/2021)	07/22/2014	Active	23	6	3	3	15.00%	20	11	0			P,S,T,M,VP SC	22		\$2,000.03
139193	Kaohsiung City Tzu Ai Exc Award (06/30/2022, 06/30/2023)	07/11/2019	Active	20	4	5	-1	-4.76%	21	4	0			P,S,T,M,VP SC	N/A		
122093	Kaohsiung Jung Hsin Exc Award (06/30/2016, 06/30/2018, 06/30/2020)	05/06/2014	Active	27	7	9	-2	-6.90%	29	5	0			P,S,T,M,VP SC	18		\$7,000.01
139274	Kaohsiung Kang Ta Exc Award (06/30/2021, 06/30/2023)	07/24/2019	Active	34	6	16	-10	-22.73%	44	5	0			P,S,T,M,VP SC	N/A		\$13,000.12





# Club Health Assessment for District 300E 2 through June 2025

			Status	Membership							Reports					Finance	LCIF
Club Number	Club Name	Charter Date		Current Member Count	YTD Members Added	YTD Members Dropped	YTD Net Growth	YTD Net Growth%	Member Count 12 Months Ago	Avg. length of service for dropped members	Months Since Last MMR ***	Yrs. Since Last Officer Report	President Rotation	Vice President Reported ****	Months Since Last Activity Report ***	Account Balance	Donations for current Fiscal Year
			Number of times on status quo within last two years	If below 15 members appears				If net loss is greater than 20% appears			If no report in 3 months appears in	When more than one year appears in	Number of repeat terms	Notes the officers that do not have an active	If no report at 12 months red		
51893	KAOSIUNG KUAN YIN SHAN Exc Award (06/30/2017, 06/30/2018, 06/30/20	07/08/1991	Active	52	9	7	2	4.00%	50	17	0			P,S,T,M,VP SC	24+		\$30,000.01
46438	KAOSIUNG LU CHU Exc Award (06/30/2016, 06/30/2017, 06/30/20	06/27/1986	Active	51	1	5	-4	-7.27%	55	28	0			P,S,T,M,VP SC	24+		\$23,000.01
23389	LIN PIEN Exc Award (06/30/2016, 06/30/2017, 06/30/20	04/06/1972	Active	32	11	4	7	28.00%	25	7	0		None	P,S,T,M,VP SC	19		\$4,000.00
59962	LIN YUAN Exc Award (06/30/2017, 06/30/2018, 06/30/20	09/15/1997	Active	33	6	9	-3	-8.33%	36	11	0			P,S,T,M,VP SC	24+		\$9,000.00
59904	MA KUNG HARBOR Exc Award (06/30/2019, 06/30/2021, 06/30/20	08/07/1997	Active	30	4	5	-1	-3.23%	31	3	0		None	P,S,T,M,VP SC	24+		\$6,000.18
61799	NAN CHOU Exc Award (06/30/2017, 06/30/2021, 06/30/20	04/20/1999	Cancelled(8*)	0	0	15	-15	-100.00%	15	8	6	1	None	P,S,T,M,VP SC	24+	90+ Days	
23396	PENGHU HSIEN L C Exc Award (06/30/2016, 06/30/2017, 06/30/20	11/29/1965	Active	28	3	3	0	0.00%	28	6	0			P,S,T,M,VP SC	24+		\$2,000.00
104180	PENGHU HSIEN MA KUNG Exc Award (06/30/2017, 06/30/2019, 06/30/20	12/18/2008	Active	23	1	7	-6	-20.69%	29	8	0			P,S,T,M,VP SC	24+		\$1,000.00
39075	PENGHU HSIEN WEST ISLAND Exc Award (06/30/2016, 06/30/2018, 06/30/20	11/05/1980	Active	21	1	10	-9	-30.00%	30	12	0			P,S,T,M,VP SC	24+		
23397	PINGTUNG Exc Award (06/30/2024)	03/10/1968	Active	34	1	10	-9	-20.93%	43	15	0			P,S,T,M,VP SC	24+		\$5,000.00
101710	PINGTUNG CHANG JUNG Exc Award (06/30/2016, 06/30/2020, 06/30/20	04/09/2008	Active	24	1	5	-4	-14.29%	28	4	0			P,S,T,M,VP SC	24+		\$54,000.08
102033	PINGTUNG CHE CHENG Exc Award (06/30/2016, 06/30/2018, 06/30/20	05/02/2008	Active	6	7	5	2	50.00%	4	2	5			P,S,T,M,VP SC	24+		
147543	Pingtung Chiao Tien Exc Award (06/30/2022, 06/30/2024)	07/15/2021	Active	34	1	3	-2	-5.56%	36	3	1			P,S,T,M,VP SC	N/A		\$1,000.01
125602	Pingtung County Chao Hsin Exc Award (06/30/2016, 06/30/2021, 06/30/20	08/11/2015	Active	20	2	1	1	5.26%	19	3	0		2	P,S,T,M,VP SC	N/A		\$3,000.00
133547	Pingtung County Kuan Shan	01/03/2018	Active	15	7	10	-3	-16.67%	18	6	0			P,S,T,M,VP SC	N/A		



# Club Health Assessment for District 300E 2 through June 2025

			Status	Membership							Reports					Finance		LCIF
Club Number	Club Name	Charter Date		Current Member Count	YTD Members Added	YTD Members Dropped	YTD Net Growth	YTD Net Growth%	Member Count 12 Months Ago	Avg. length of service for dropped members	Months Since Last MMR ***	Yrs. Since Last Officer Report	President Rotation	Vice President Reported ****	Months Since Last Activity Report ***	Account Balance	Donations for current Fiscal Year	
			Number of times on status quo within last two years	If below 15 members appears				If net loss is greater than 20% appears			If no report in 3 months appears in	When more than one year appears in	Number of repeat terms	Notes the officers that do not have an active	If no report at 12 months appears in red			
Exc Award (06/30/2020, 06/30/2022)																		
147566	PINGTUNG CRUISER ROIDERS	07/13/2021	Active	28	4	7	-3	-9.68%	31	3	0			P,S,T,M,VP SC	N/A		\$1,000.01	
Exc Award (06/30/2022, 06/30/2024)																		
23398	PINGTUNG DOWNTOWN	05/30/1973	Active	49	3	7	-4	-7.55%	53	10	0			P,S,T,M,VP SC	24+		\$41,000.03	
Exc Award (06/30/2016, 06/30/2017, 06/30/2020)																		
117733	PINGTUNG FU JUNG	08/27/2012	Active	22	5	3	2	10.00%	20	8	0			P,S,T,M,VP SC	N/A			
Exc Award (06/30/2018, 06/30/2021, 06/30/2024)																		
93229	PINGTUNG HSIEN A LI KANG	01/04/2006	Active	21	0	3	-3	-12.50%	24	4	0			P,S,T,M,VP SC	24+		\$3,000.07	
Exc Award (06/30/2016, 06/30/2017, 06/30/2020)																		
58001	PINGTUNG HSIEN DA PERNG WAN	03/12/1996	Cancelled(6*)	0	0	0	0	0.00%	0		11	1	None	P,S,T,M,VP SC	24+			
Exc Award (06/30/2016, 06/30/2017, 06/30/2020)																		
40671	PINGTUNG HSIEN HERNG CHUEN	12/31/1981	Active	30	5	12	-7	-18.92%	37	8	0			P,S,T,M,VP SC	24+		\$1,000.00	
Exc Award (06/30/2016, 06/30/2018, 06/30/2020)																		
95088	PINGTUNG HSIEN KAN TING	01/24/2006	Active	41	21	4	17	70.83%	24	16	0			P,S,T,M,VP SC	24+		\$3,000.06	
Exc Award (06/30/2017, 06/30/2020, 06/30/2024)																		
97599	PINGTUNG HSIEN LILY	08/04/2006	Cancelled(6*)	0	0	0	0	0.00%	0		10		None	P,S,T,M,VP SC	24+			
Exc Award (06/30/2016, 06/30/2017, 06/30/2020)																		
110136	PINGTUNG HSIEN TUNG LUNG	01/18/2011	Cancelled(6*)	0	0	0	0	0.00%	0		10	1	None	P,S,T,M,VP SC	24+			
Exc Award (06/30/2017, 06/30/2019, 06/30/2020)																		
98530	PINGTUNG HSIEN WAN TAN	02/12/2007	Active	21	3	20	-17	-44.74%	38	8	0		None	P,S,T,M,VP SC	24+		\$3,000.00	
Exc Award (06/30/2017, 06/30/2018, 06/30/2020)																		
53479	PINGTUNG JEN SHANN MEEI	07/01/1992	Active	36	3	2	1	2.86%	35	16	0			P,S,T,M,VP SC	24+		\$12,000.00	
Exc Award (06/30/2016, 06/30/2017, 06/30/2020)																		
142901	PINGTUNG LIEN HSIN	09/15/2020	Cancelled(6*)	0	0	0	0	0.00%	0		11	1	None	P,S,T,M,VP SC	N/A			
Exc Award (06/30/2022, 06/30/2023)																		
40448	PINGTUNG LUCKY	10/29/1981	Active	29	2	4	-2	-6.45%	31	22	0			P,S,T,M,VP SC	24+		\$5,000.00	
Exc Award (06/30/2022, 06/30/2023)																		
139326	Pingtung Phoenix	07/29/2019	Active	20	5	5	0	0.00%	20	9	0			P,S,T,M,VP SC	N/R		\$5,000.00	
Exc Award (06/30/2024)																		



## Club Health Assessment for District 300E 2 through June 2025

			Status	Membership							Reports				Finance	LCIF	
Club Number	Club Name	Charter Date		Current Member Count	YTD Members Added	YTD Members Dropped	YTD Net Growth	YTD Net Growth%	Member Count 12 Months Ago	Avg. length of service for dropped members	Months Since Last MMR ***	Yrs. Since Last Officer Report	President Rotation	Vice President Reported ****	Months Since Last Activity Report ***	Account Balance	Donations for current Fiscal Year
			Number of times on status quo within last two years	If below 15 members appears				If net loss is greater than 20% appears			If no report in 3 months appears in	When more than one year appears in	Number of repeat terms	Notes the officers that do not have an active	If no report at 12 months appears in red		
147540	Pingtung Ping Feng Exc Award (06/30/2022)	07/13/2021	Active	30	6	7	-1	-3.23%	31	4	0			P,S,T,M,VP SC	N/A		\$7,000.00
48977	PINGTUNG PING HUEI Exc Award (06/30/2021, 06/30/2023)	10/26/1988	Active	30	9	7	2	7.14%	28	8	0			P,S,T,M,VP SC	15		\$22,000.00
84140	SOUTHERN TAIWAN Exc Award (06/30/2016, 06/30/2018, 06/30/2020)	09/15/2004	Active	16	7	7	0	0.00%	16	17	2		None	P,S,T,M,VP SC	24+		\$2,000.00
23464	TUNG KONG Exc Award (06/30/2016, 06/30/2021)	01/24/1970	Active	22	2	10	-8	-26.67%	30	19	0		None	P,S,T,M,VP SC	24+		\$1,000.00

Clubs Cancelled Previous Fiscal Year – Clubs Cancelled within last 12 months may be reinstated

Club Number	Club Name	Charter Date	Current Status*	Cancellation Date
53976	KAOSIUNG CITY FENG MING	01/13/1993	Cancelled(6*)	09/29/2023
136455	Kaohsiung City Li Yu	09/20/2018	Cancelled(8*)	12/29/2023
109216	KAOSIUNG MI NUNG	09/16/2010	Cancelled(8*)	06/29/2024
49212	PINGTUNG ONE MIND	02/01/1989	Cancelled(8*)	12/29/2023

Current Total Clubs Count	YTD New Clubs Count	YTD Cancelled Clubs Count	YTD Net Club Gain	Current Total Members Count	YTD Add	YTD Drop	YTD Net Growth	YTD Net Growth %	Member Count 12 Months Ago	Average Member Count Per Club	% of Clubs with less than 20 members	% No MMR in 3 Months	% No Officer Report in 12 Months	% of Clubs with balance 90+ days	Number of Clubs in Status Quo	% Status Quo Clubs in Financial Suspension	Number of Cancelled Clubs	Average Cancelled Club Age	Members Lost Due to Cancellation	% of Clubs Cancelled for Non-Financial Reasons
56	1	5	-4	1,572	324	403	-79	-4.78%	1,651	28	13%	2%	0%	0%	0	0%	5	35	15	20%

\* - P - Priority Club. Cancellation Reasons: 1-Objectives/conduct, 2-Non-active club, 5-Non-existing club, 6-Disbanding, 7-Merger, 8-Financial Suspension, 9-District/Multiple District Dues.

\*\* - Abbreviation: P-President, S-Secretary, T-Treasurer, M-Member Chairperson, VP-First Vice President, MC-Communications Chairperson, SC-Service Chairperson

\*\*\* - Abbreviation: N/R - Never reported using the Lions Clubs website, N/A - Not applicable, No password registered for the Lions Clubs website.

\*\*\*\* - Abbreviation: N - New, IP - Immediate Past, R - Repeat.



# Club Health Assessment for District 300E 3 through June 2025

			Status	Membership							Reports					Finance		LCIF
Club Number	Club Name	Charter Date		Current Member Count	YTD Members Added	YTD Members Dropped	YTD Net Growth	YTD Net Growth%	Member Count 12 Months Ago	Avg. length of service for dropped members	Months Since Last MMR ***	Yrs. Since Last Officer Report	President Rotation	Vice President Reported ****	Months Since Last Activity Report ***	Account Balance	Donations for current Fiscal Year	
			Number of times on status quo within last two years	If below 15 members appears			If net loss is greater than 20% appears			If no report in 3 months appears in			When more than one year appears in	Number of repeat terms	Notes the officers that do not have an active	If no report at 12 months appears in red		
Clubs less than two years old																		
175761	Kaohsiung Kai Shin	08/06/2024	Active	36	37	1	36	100.00%	0	0	0			P,S,T,M,VP SC	6		\$20,000.00	
Clubs more than two years old																		
148785	Kaohsiung Abc	10/29/2021	Active	49	11	7	4	8.89%	45	2	0			P,S,T,M,VP SC	0		\$22,000.00	
Exc Award (06/30/2022, 06/30/2024)																		
23378	KAOHSIUNG AI HO	05/05/1970	Active	53	3	2	1	1.92%	52	0	0			P,S,T,M,VP SC	6		\$10,000.00	
Exc Award (06/30/2018, 06/30/2019, 06/30/20																		
48736	KAOHSIUNG AI KUO	06/23/1988	Active	27	1	3	-2	-6.90%	29	8	0			P,S,T,M,VP SC	1		\$21,000.00	
Exc Award (06/30/2016, 06/30/2023, 06/30/20																		
48626	KAOHSIUNG AI MING	05/27/1988	Active	41	11	5	6	17.14%	35	3	0			P,S,T,M,VP SC	6		\$26,999.93	
Exc Award (06/30/2016, 06/30/2017, 06/30/20																		
127300	Kaohsiung Ai Yi	04/15/2016	Active	29	7	10	-3	-9.38%	32	4	0			P,S,T,M,VP SC	7		\$8,000.00	
Exc Award (06/30/2017, 06/30/2019, 06/30/20																		
130623	Kaohsiung Beautiful City	03/31/2017	Active	28	11	11	0	0.00%	28	7	0			P,S,T,M,VP SC	2		\$13,999.34	
Exc Award (06/30/2018, 06/30/2020, 06/30/20																		
45190	KAOHSIUNG CHEN SIU	06/25/1985	Active	17	6	5	1	6.25%	16	2	0			P,S,T,M,VP SC	15		\$1,000.00	
Exc Award (06/30/2020, 06/30/2024)																		
36748	KAOHSIUNG CHENG CHUNG	03/20/1979	Active	66	9	12	-3	-4.35%	69	5	0			P,S,T,M,VP SC	18		120,000.00	
Exc Award (06/30/2016, 06/30/2017, 06/30/20																		
44469	KAOHSIUNG CHENG KUNG	12/05/1984	Active	31	2	2	0	0.00%	31	17	0			P,S,T,M,VP SC	15		\$24,000.00	
Exc Award (06/30/2016, 06/30/2020, 06/30/20																		
49214	KAOHSIUNG CHENG TU	02/03/1989	Active	26	12	4	8	44.44%	18	11	0			P,S,T,M,VP SC	5		\$25,999.70	
Exc Award (06/30/2016, 06/30/2021)																		
47117	KAOHSIUNG CHENG YU	03/31/1987	Active	64	6	2	4	6.67%	60	6	0			P,S,T,M,VP SC	0		\$16,000.00	
Exc Award (06/30/2018, 06/30/2021, 06/30/20																		
48126	KAOHSIUNG CHIEN HUA	02/01/1988	Active	32	6	8	-2	-5.88%	34	19	0			P,S,T,M,VP SC	6		\$7,000.00	
Exc Award (06/30/2016, 06/30/2018, 06/30/20																		
40445	KAOHSIUNG CHIEN KUO	10/16/1981	Active	0	2	24	-22	-100.00%	22	16	0		None	P,S,T,M,VP SC	6		\$6,000.00	
Exc Award (06/30/2017, 06/30/2018, 06/30/20																		



# Club Health Assessment for District 300E 3 through June 2025

			Status	Membership							Reports					Finance		LCIF
Club Number	Club Name	Charter Date		Current Member Count	YTD Members Added	YTD Members Dropped	YTD Net Growth	YTD Net Growth%	Member Count 12 Months Ago	Avg. length of service for dropped members	Months Since Last MMR ***	Yrs. Since Last Officer Report	President Rotation	Vice President Reported ****	Months Since Last Activity Report ***	Account Balance	Donations for current Fiscal Year	
			Number of times on status quo within last two years	If below 15 members appears				If net loss is greater than 20% appears			If no report in 3 months appears in	When more than one year appears in	Number of repeat terms	Notes the officers that do not have an active	If no report at 12 months appears in red			
51029	KAOHSIUNG CHIEN LI	10/25/1990	Active	32	7	16	-9	-21.95%	41	5	0			P,S,T,M,VP SC	24+		\$7,000.00	
Exc Award (06/30/2018, 06/30/2019, 06/30/20																		
49175	KAOHSIUNG CHUNG MING	01/24/1989	Active	32	3	0	3	10.34%	29		1			P,S,T,M,VP SC	0		\$12,000.00	
Exc Award (06/30/2016, 06/30/2018, 06/30/20																		
48737	KAOHSIUNG DER GUANG	06/23/1988	Active	28	3	1	2	7.69%	26	36	0			P,S,T,M,VP SC	9		\$50,000.00	
Exc Award (06/30/2016, 06/30/2017, 06/30/20																		
95118	KAOHSIUNG DOME	01/30/2006	Active	24	18	19	-1	-4.00%	25	6	0			P,S,T,M,VP SC	6		\$1,000.00	
Exc Award (06/30/2019, 06/30/2023, 06/30/20																		
61072	KAOHSIUNG ER SHENG	08/04/1998	Active	23	4	4	0	0.00%	23	5	0			P,S,T,M,VP SC	0		\$10,000.00	
Exc Award (06/30/2018, 06/30/2020)																		
120792	Kaohsiung Excellent Leaders	11/21/2013	Active	31	7	3	4	14.81%	27	3	0			P,S,T,M,VP SC	18	90+ Days	\$7,000.00	
Exc Award (06/30/2016, 06/30/2017, 06/30/20																		
61914	KAOHSIUNG FORMOSA	05/13/1999	Active	23	11	8	3	15.00%	20	2	0			P,S,T,M,VP SC	24+		\$6,000.00	
Exc Award (06/30/2017, 06/30/2020, 06/30/20																		
50663	KAOHSIUNG GWO MIIN	06/04/1990	Active	13	1	2	-1	-7.14%	14	10	0			P,S,T,M,VP SC	5		\$5,000.00	
Exc Award (06/30/2017, 06/30/2022)																		
112038	KAOHSIUNG HAI YUN	08/12/2011	Active	28	3	4	-1	-3.45%	29	6	0			P,S,T,M,VP SC	2		\$7,000.00	
Exc Award (06/30/2016, 06/30/2017, 06/30/20																		
67519	KAOHSIUNG HER BIAN	03/31/2003	Active	32	9	4	5	18.52%	27	1	0			P,S,T,M,VP SC	6		\$92,991.73	
Exc Award (06/30/2017, 06/30/2023, 06/30/20																		
106441	KAOHSIUNG HERMES	08/28/2009	Active	38	7	8	-1	-2.56%	39	12	0			P,S,T,M,VP SC	7		\$14,000.00	
Exc Award (06/30/2017, 06/30/2020, 06/30/20																		
110040	KAOHSIUNG HO MEI	01/06/2011	Cancelled(6*)	0	0	0	0	0.00%	0		10	1	None	P,S,T,M,VP SC	24+			
Exc Award (06/30/2016, 06/30/2020, 06/30/20																		
23380	KAOHSIUNG HOST	02/24/1959	Active	36	4	3	1	2.86%	35	7	1			P,S,T,M,VP SC	6		\$32,000.06	
Exc Award (06/30/2018, 06/30/2021, 06/30/20																		
89230	KAOHSIUNG HSIN CHIANG WEI	09/07/2005	Active	25	6	3	3	13.64%	22	0	0			P,S,T,M,VP SC	3		\$7,000.00	
Exc Award (06/30/2016, 06/30/2017, 06/30/20																		
117450	KAOHSIUNG HSIUNG TA	07/24/2012	Active	33	15	7	8	32.00%	25	7	0			P,S,T,M,VP SC	6		\$9,000.00	



# Club Health Assessment for District 300E 3 through June 2025

			Status	Membership							Reports					Finance		LCIF
Club Number	Club Name	Charter Date		Current Member Count	YTD Members Added	YTD Members Dropped	YTD Net Growth	YTD Net Growth%	Member Count 12 Months Ago	Avg. length of service for dropped members	Months Since Last MMR ***	Yrs. Since Last Officer Report	President Rotation	Vice President Reported ****	Months Since Last Activity Report ***	Account Balance	Donations for current Fiscal Year	
			Number of times on status quo within last two years	If below 15 members appears				If net loss is greater than 20% appears			If no report in 3 months appears in	When more than one year appears in	Number of repeat terms	Notes the officers that do not have an active	If no report at 12 months appears in red			
Exc Award (06/30/2016, 06/30/2019, 06/30/2020)	57305 KAOHSIUNG HUA WAN	08/28/1995	Active	23	2	5	-3	-11.54%	26	6	0			P,S,T,M,VP SC	3		\$33,000.00	
Exc Award (06/30/2019, 06/30/2022)	100078 KAOHSIUNG HUI HSIN	08/24/2007	Active	21	6	2	4	23.53%	17	11	0			P,S,T,M,VP SC	1		\$14,000.00	
Exc Award (06/30/2016, 06/30/2018, 06/30/2020)	58604 KAOHSIUNG HUNG TEH	07/25/1996	Active	19	6	13	-7	-26.92%	26	3	0		None	P,S,T,M,VP SC	24+		\$18,000.00	
Exc Award (06/30/2016, 06/30/2020, 06/30/2020)	99445 KAOHSIUNG HWA NAH	05/21/2007	Active	27	16	14	2	8.00%	25	1	0			P,S,T,M,VP SC	6		\$13,999.76	
Exc Award (06/30/2017, 06/30/2020, 06/30/2020)	42859 KAOHSIUNG JEU-GUANG	06/20/1983	Active	52	7	7	0	0.00%	52	3	0			P,S,T,M,VP SC	2		\$30,000.00	
Exc Award (06/30/2017, 06/30/2022, 06/30/2020)	48442 KAOHSIUNG KUO GUANG	04/11/1988	Active	38	1	2	-1	-2.56%	39	29	1			P,S,T,M,VP SC	24+		\$14,000.00	
Exc Award (06/30/2018, 06/30/2021, 06/30/2020)	52205 KAOHSIUNG KUO HWA	12/02/1991	Active	37	2	1	1	2.78%	36	2	1			P,S,T,M,VP SC	15		\$9,000.00	
Exc Award (06/30/2016, 06/30/2019, 06/30/2020)	123240 Kaohsiung Li Yu	09/30/2014	Active	0	2	15	-13	-100.00%	13	5	0		None	P,S,T,M,VP SC	N/A		\$2,000.00	
Exc Award (06/30/2016, 06/30/2020, 06/30/2020)	63429 KAOHSIUNG LILY	07/01/2000	Active	55	3	8	-5	-8.33%	60	6	1			P,S,T,M,VP SC	3		\$25,000.16	
Exc Award (06/30/2016, 06/30/2018, 06/30/2020)	84006 KAOHSIUNG LOTUS	08/04/2004	Active	30	5	0	5	20.00%	25		0			P,S,T,M,VP SC	6		\$11,000.00	
Exc Award (06/30/2016, 06/30/2017, 06/30/2020)	45014 KAOHSIUNG LOVE HEART	05/30/1985	Active	53	7	9	-2	-3.64%	55	10	0			P,S,T,M,VP SC	6		\$23,000.06	
Exc Award (06/30/2016, 06/30/2020, 06/30/2020)	29599 KAOHSIUNG METROPOLITAN	06/07/1974	Active	29	1	0	1	3.57%	28		0			P,S,T,M,VP SC	6		\$5,000.00	
Exc Award (06/30/2019, 06/30/2024)	57236 KAOHSIUNG MING DER	07/17/1995	Active	27	2	2	0	0.00%	27	18	0			P,S,T,M,VP SC	6		\$1,000.00	
Exc Award (06/30/2016, 06/30/2017, 06/30/2020)	48083 KAOHSIUNG NAN FENG	01/28/1988	Active	22	5	2	3	15.79%	19	12	0			P,S,T,M,VP SC	5		\$7,000.00	
Exc Award (06/30/2016, 06/30/2018, 06/30/2020)																		



# Club Health Assessment for District 300E 3 through June 2025

			Status	Membership							Reports					Finance	LCIF
Club Number	Club Name	Charter Date		Current Member Count	YTD Members Added	YTD Members Dropped	YTD Net Growth	YTD Net Growth%	Member Count 12 Months Ago	Avg. length of service for dropped members	Months Since Last MMR ***	Yrs. Since Last Officer Report	President Rotation	Vice President Reported ****	Months Since Last Activity Report ***	Account Balance	Donations for current Fiscal Year
			Number of times on status quo within last two years	If below 15 members appears				If net loss is greater than 20% appears			If no report in 3 months appears in	When more than one year appears in	Number of repeat terms	Notes the officers that do not have an active	If no report at 12 months appears in red		
45191	KAOSIUNG NAN KUANG	06/25/1985	Active	31	4	1	3	10.71%	28	2	0			P,S,T,M,VP SC	5		\$3,000.00
Exc Award (06/30/2020, 06/30/2023, 06/30/2024)																	
104889	KAOSIUNG NAN MEI	03/04/2009	Active	12	4	8	-4	-25.00%	16	3	0			P,S,T,M,VP SC	6		\$5,000.00
Exc Award (06/30/2018, 06/30/2021)																	
67520	KAOSIUNG NAN SHENG	03/31/2003	Active	19	6	10	-4	-17.39%	23	2	0			P,S,T,M,VP SC	0		\$6,000.00
Exc Award (06/30/2017, 06/30/2020, 06/30/2024)																	
23382	KAOSIUNG NORTH	05/02/1970	Active	41	5	6	-1	-2.38%	42	22	0			P,S,T,M,VP SC	0		\$8,000.00
Exc Award (06/30/2018, 06/30/2020, 06/30/2024)																	
84005	KAOSIUNG OCEAN	08/04/2004	Active	30	6	5	1	3.45%	29	19	0			P,S,T,M,VP SC	2		\$14,000.00
Exc Award (06/30/2020, 06/30/2024)																	
53733	KAOSIUNG PA TEH	10/14/1992	Active	21	3	5	-2	-8.70%	23	9	0			P,S,T,M,VP SC	3		\$2,000.00
Exc Award (06/30/2016, 06/30/2020, 06/30/2024)																	
40447	KAOSIUNG PEACE	10/16/1981	Active	15	5	5	0	0.00%	15	0	0			P,S,T,M,VP SC	8		\$2,000.00
Exc Award (06/30/2019)																	
48738	KAOSIUNG PI TAO	06/23/1988	Active	32	3	4	-1	-3.03%	33	13	0			P,S,T,M,VP SC	1		\$27,000.00
Exc Award (06/30/2017, 06/30/2018, 06/30/2024)																	
55416	KAOSIUNG SHIH WEI	03/16/1994	Active	17	3	7	-4	-19.05%	21	4	0			P,S,T,M,VP SC	3		\$4,000.00
Exc Award (06/30/2018, 06/30/2021, 06/30/2024)																	
37266	KAOSIUNG SHIN HSING	06/21/1979	Active	24	6	1	5	26.32%	19	0	0			P,S,T,M,VP SC	24+		\$6,000.00
Exc Award (06/30/2021)																	
23383	KAOSIUNG SHOU SHAN	05/15/1968	Active	38	6	5	1	2.70%	37	3	0			P,S,T,M,VP SC	7		\$9,000.00
Exc Award (06/30/2016, 06/30/2018, 06/30/2024)																	
55001	KAOSIUNG SHOU TU	10/26/1993	Active	15	3	5	-2	-11.76%	17	5	0			P,S,T,M,VP SC	14		\$5,000.00
Exc Award (06/30/2016, 06/30/2017, 06/30/2024)																	
23384	KAOSIUNG SOUTH	05/02/1970	Active	21	1	1	0	0.00%	21	55	0			P,S,T,M,VP SC	5		\$4,000.00
Exc Award (06/30/2020, 06/30/2023)																	
32386	KAOSIUNG SPRING AUTUMN	06/15/1976	Active	22	2	6	-4	-15.38%	26	4	0			P,S,T,M,VP SC	8		\$15,000.00
Exc Award (06/30/2016, 06/30/2017, 06/30/2024)																	
59670	KAOSIUNG TA CHENG	06/11/1997	Active	27	2	5	-3	-10.00%	30	10	0			P,S,T,M,VP SC	24+		\$11,000.00





# Club Health Assessment for District 300E 3 through June 2025

			Status	Membership							Reports					Finance		LCIF
Club Number	Club Name	Charter Date		Current Member Count	YTD Members Added	YTD Members Dropped	YTD Net Growth	YTD Net Growth%	Member Count 12 Months Ago	Avg. length of service for dropped members	Months Since Last MMR ***	Yrs. Since Last Officer Report	President Rotation	Vice President Reported ****	Months Since Last Activity Report ***	Account Balance	Donations for current Fiscal Year	
			Number of times on status quo within last two years	If below 15 members appears				If net loss is greater than 20% appears			If no report in 3 months appears in	When more than one year appears in	Number of repeat terms	Notes the officers that do not have an active	If no report at 12 months appears in red			
Exc Award (06/30/2017, 06/30/2021, 06/30/2022)																		
39915	KAOHSIUNG TA TUNG	05/08/1981	Active	21	4	2	2	10.53%	19	3	0			P,S,T,M,VP SC	3		\$2,000.00	
Exc Award (06/30/2017)																		
45192	KAOHSIUNG TALI	06/25/1985	Active	20	5	6	-1	-4.76%	21	16	0			P,S,T,M,VP SC	0		\$4,000.00	
Exc Award (06/30/2020)																		
66617	KAOHSIUNG TSAI SHAN	09/16/2002	Active	41	5	3	2	5.13%	39	1	0			P,S,T,M,VP SC	3		\$27,000.00	
Exc Award (06/30/2018, 06/30/2021, 06/30/2022)																		
97538	KAOHSIUNG WEI HSIN	07/18/2006	Active	18	5	8	-3	-14.29%	21	14	0			P,S,T,M,VP SC	5		\$14,000.00	
Exc Award (06/30/2018, 06/30/2020, 06/30/2022)																		
53192	KAOHSIUNG YU HSIN	05/28/1992	Active	22	3	1	2	10.00%	20	0	0			P,S,T,M,VP SC	5		\$1,000.00	
Exc Award (06/30/2020, 06/30/2022)																		
128516	Kaohsiung Yu Shan	08/09/2016	Active	35	6	1	5	16.67%	30	1	1			P,S,T,M,VP SC	8		\$16,000.00	
Exc Award (06/30/2018, 06/30/2021, 06/30/2022)																		
106941	KAOHSIUNG YUAN HSIN	12/01/2009	Active	14	5	4	1	7.69%	13	4	0			P,S,T,M,VP SC	4		\$6,000.00	
Exc Award (06/30/2016, 06/30/2018, 06/30/2022)																		
50590	KAOHSIUNG ZI SHIN	05/21/1990	Active	25	0	0	0	0.00%	25		1			P,S,T,M,VP SC	24+		\$11,999.20	
Exc Award (06/30/2016, 06/30/2020, 06/30/2022)																		

Clubs Cancelled Previous Fiscal Year – Clubs Cancelled within last 12 months may be reinstated

Club Number	Club Name	Charter Date	Current Status*	Cancellation Date
120128	Kaohsiung Planet	08/08/2013	Cancelled(6*)	04/29/2024
139780	Kaohsiung Silver Ring	09/12/2019	Cancelled(8*)	12/29/2023

Current Total Clubs Count	YTD New Clubs Count	YTD Cancelled Clubs Count	YTD Net Club Gain	Current Total Members Count	YTD Add	YTD Drop	YTD Net Growth	YTD Net Growth %	Member Count 12 Months Ago	Average Member Count Per Club	% of Clubs with less than 20 members	% No MMR in 3 Months	% No Officer Report in 12 Months	% of Clubs with balance 90+ days	Number of Clubs in Status Quo	% Status Quo Clubs in Financial Suspension	Number of Cancelled Clubs	Average Cancelled Club Age	Members Lost Due to Cancellation	% of Clubs Cancelled for Non-Financial Reasons
65	1	1	0	1,891	379	357	22	1.18%	1,869	29	18%	0%	0%	2%	0	0%	1	28	0	0%



Club Health Assessment for District 300E 3 through June 2025

			Status	Membership							Reports					Finance	LCIF
Club Number	Club Name	Charter Date		Current Member Count	YTD Members Added	YTD Members Dropped	YTD Net Growth	YTD Net Growth%	Member Count 12 Months Ago	Avg. length of service for dropped members	Months Since Last MMR ***	Yrs. Since Last Officer Report	President Rotation	Vice President Reported ****	Months Since Last Activity Report ***	Account Balance	Donations for current Fiscal Year
			Number of times on status quo within last two years	If below 15 members appears				If net loss is greater than 20% appears			If no report in 3 months appears in	When more than one year appears in	Number of repeat terms	Notes the officers that do not have an active	If no report at 12 months appears in red		

\* - P - Priority Club. Cancellation Reasons: 1-Objectives/conduct, 2-Non-active club, 5-Non-existing club, 6-Disbanding, 7-Merger, 8-Financial Suspension, 9-District/Multiple District Dues.  
\*\* - Abbreviation: P-President, S-Secretary, T-Treasurer, M-Member Chairperson, VP-First Vice President, MC-Communications Chairperson, SC-Service Chairperson  
\*\*\* - Abbreviation: N/R - Never reported using the Lions Clubs website, N/A - Not applicable, No password registered for the Lions Clubs website.  
\*\*\*\* - Abbreviation: N - New, IP - Immediate Past, R - Repeat.



# Club Health Assessment for District 300E 5 through June 2025

			Status	Membership							Reports					Finance		LCIF
Club Number	Club Name	Charter Date		Current Member Count	YTD Members Added	YTD Members Dropped	YTD Net Growth	YTD Net Growth%	Member Count 12 Months Ago	Avg. length of service for dropped members	Months Since Last MMR ***	Yrs. Since Last Officer Report	President Rotation	Vice President Reported ****	Months Since Last Activity Report ***	Account Balance	Donations for current Fiscal Year	
			Number of times on status quo within last two years	If below 15 members appears				If net loss is greater than 20% appears			If no report in 3 months appears in	When more than one year appears in	Number of repeat terms	Notes the officers that do not have appears in an active	If no report at 12 months red			
Clubs less than two years old																		
177236	Kaohsiung En Yu	08/14/2024	Active	23	31	8	23	100.00%	0	0	6			P,S,T,M,VP SC	N/A		\$2,331.00	
157990	Kaohsiung Encounter	05/07/2024	Active	21	16	15	1	5.00%	22	1	0			P,S,T,M,VP SC	9		\$3,732.98	
Exc Award (06/30/2024)																		
Clubs more than two years old																		
39822	KAOHSIUNG CHANG CHEN	04/28/1981	Active	27	0	13	-13	-32.50%	40	8	0			P,S,T,M,VP SC	24+		\$39.99	
Exc Award (06/30/2016, 06/30/2017, 06/30/20																		
140306	Kaohsiung Chang Hung	11/18/2019	Active	16	6	7	-1	-5.88%	17	4	0			P,S,T,M,VP SC	N/R		\$222.99	
Exc Award (06/30/2020, 06/30/2021, 06/30/20																		
33895	KAOHSIUNG CHARITY	05/19/1977	Active	15	6	8	-2	-11.76%	17	36	0			P,S,T,M,VP SC	24+		\$3,022.99	
Exc Award (06/30/2016, 06/30/2018, 06/30/20																		
48862	KAOHSIUNG CHENG MEI	08/16/1988	Active	19	6	11	-5	-20.83%	24	14	0		None	P,S,T,M,VP SC	7		\$11,025.03	
Exc Award (06/30/2016, 06/30/2018, 06/30/20																		
39450	KAOHSIUNG CHIN LUON	02/05/1981	Active	38	0	3	-3	-7.32%	41	3	0			P,S,T,M,VP SC	24+		\$8,040.99	
Exc Award (06/30/2016, 06/30/2019, 06/30/20																		
56240	KAOHSIUNG CHUNG CHEN	11/15/1994	Active	16	3	2	1	6.67%	15	2	0			P,S,T,M,VP SC	24+		\$2,015.01	
Exc Award (06/30/2016, 06/30/2017, 06/30/20																		
32171	KAOHSIUNG CHUNG CHENG	04/30/1976	Active	19	5	7	-2	-9.52%	21	3	0			P,S,T,M,VP SC	24+		\$22.99	
Exc Award (06/30/2017, 06/30/2019, 06/30/20																		
40446	KAOHSIUNG CHUNG HSIAO	10/29/1981	Active	29	4	2	2	7.41%	27	1	0			P,S,T,M,VP SC	24+		\$14,029.99	
Exc Award (06/30/2020, 06/30/2024)																		
54220	KAOHSIUNG CHUNG HUA	03/11/1993	Active	45	38	17	21	87.50%	24	4	0			P,S,T,M,VP SC	24+		\$1,031.00	
Exc Award (06/30/2019, 06/30/2020, 06/30/20																		
34989	KAOHSIUNG CHUNG SHAN L C	01/16/1978	Active	28	8	2	6	27.27%	22	25	3		None	P,S,T,M,VP SC	24+		\$16,026.99	
Exc Award (06/30/2016, 06/30/2020)																		
49176	KAOHSIUNG CHUNG YI	01/27/1989	Active	27	3	0	3	12.50%	24		0			P,S,T,M,VP SC	24+		\$8,026.01	
Exc Award (06/30/2017, 06/30/2018, 06/30/20																		
48988	KAOHSIUNG CHUNG YUAN	10/31/1988	Active	22	8	8	0	0.00%	22	3	0			P,S,T,M,VP SC	15		\$4,026.99	
Exc Award (06/30/2016, 06/30/2017, 06/30/20																		



# Club Health Assessment for District 300E 5 through June 2025

			Status	Membership							Reports					Finance	LCIF
Club Number	Club Name	Charter Date		Current Member Count	YTD Members Added	YTD Members Dropped	YTD Net Growth	YTD Net Growth%	Member Count 12 Months Ago	Avg. length of service for dropped members	Months Since Last MMR ***	Yrs. Since Last Officer Report	President Rotation	Vice President Reported ****	Months Since Last Activity Report ***	Account Balance	Donations for current Fiscal Year
			Number of times on status quo within last two years	If below 15 members appears				If net loss is greater than 20% appears			If no report in 3 months appears in	When more than one year appears in	Number of repeat terms	Notes the officers that do not have an active	If no report at 12 months appears in red		
63732	KAOHSIUNG DAY JONG	11/29/2000	Active	47	4	6	-2	-4.08%	49	11	0			P,S,T,M,VP SC	24+		\$1,050.01
	Exc Award (06/30/2016, 06/30/2017, 06/30/20																
129484	Kaohsiung Dominic	12/01/2016	Active	15	0	0	0	0.00%	15		0			P,S,T,M,VP SC	N/A		\$15.01
	Exc Award (06/30/2020)																
23381	KAOHSIUNG DOWNTOWN	01/25/1964	Active	46	1	2	-1	-2.13%	47	9	0			P,S,T,M,VP SC	24+		\$10,047.99
	Exc Award (06/30/2016, 06/30/2022)																
31283	KAOHSIUNG EAST	10/06/1975	Active	58	4	25	-21	-26.58%	79	5	0			P,S,T,M,VP SC	24+		\$11,070.01
	Exc Award (06/30/2016, 06/30/2017, 06/30/20																
99539	KAOHSIUNG ELITE	06/05/2007	Active	15	1	8	-7	-31.82%	22	6	0			P,S,T,M,VP SC	7		\$22.01
	Exc Award (06/30/2021, 06/30/2024)																
129797	Kaohsiung Flying Alliance	01/19/2017	Active	15	6	6	0	0.00%	15	4	0			P,S,T,M,VP SC	24+		\$15.01
	Exc Award (06/30/2021)																
52935	KAOHSIUNG FRIENDSHIP	04/17/1992	Active	29	2	0	2	7.41%	27		0			P,S,T,M,VP SC	9		\$5,028.00
	Exc Award (06/30/2016, 06/30/2020, 06/30/20																
50850	KAOHSIUNG FUH SHING	07/03/1990	Active	40	2	8	-6	-13.04%	46	13	0			P,S,T,M,VP SC	24+		\$19,339.99
	Exc Award (06/30/2016, 06/30/2019, 06/30/20																
148592	Kaohsiung Gao Shi Da	10/13/2021	Active	19	7	21	-14	-42.42%	33	3	0			P,S,T,M,VP SC	N/R		\$1,026.02
	Exc Award (06/30/2022, 06/30/2024)																
110064	KAOHSIUNG GOLDEN PHOENIX	01/06/2011	Active	16	7	9	-2	-11.11%	18	4	0			P,S,T,M,VP SC	24+		\$2,021.00
	Exc Award (06/30/2022, 06/30/2023, 06/30/20																
32252	KAOHSIUNG HARBOR	05/07/1976	Active	19	1	4	-3	-13.64%	22	23	0			P,S,T,M,VP SC	24+		\$10,022.01
	Exc Award (06/30/2016, 06/30/2017, 06/30/20																
118305	KAOHSIUNG HSIN CHUAN MEI	11/13/2012	Active	18	12	2	10	125.00%	8	0	5			P,S,T,M,VP SC	5		\$19.02
	Exc Award (06/30/2016)																
127694	Kaohsiung Hua Lun	05/23/2016	Active	19	9	9	0	0.00%	19	5	0			P,S,T,M,VP SC	N/A		\$2,026.99
	Exc Award (06/30/2017, 06/30/2021)																
47726	KAOHSIUNG HUA NAN	09/21/1987	Active	36	5	2	3	9.09%	33	1	0			P,S,T,M,VP SC	7		\$31,032.98
	Exc Award (06/30/2016, 06/30/2020, 06/30/20																
99954	KAOHSIUNG HUANG KUAN	07/26/2007	Active	19	10	12	-2	-9.52%	21	4	0			P,S,T,M,VP SC	24+		\$3,021.00



# Club Health Assessment for District 300E 5 through June 2025

			Status	Membership							Reports					Finance	LCIF	
Club Number	Club Name	Charter Date		Current Member Count	YTD Members Added	YTD Members Dropped	YTD Net Growth	YTD Net Growth%	Member Count 12 Months Ago	Avg. length of service for dropped members	Months Since Last MMR ***	Yrs. Since Last Officer Report	President Rotation	Vice President Reported ****	Months Since Last Activity Report ***	Account Balance	Donations for current Fiscal Year	
			Number of times on status quo within last two years	If below 15 members appears			If net loss is greater than 20% appears			If no report in 3 months appears in			When more than one year appears in	Number of repeat terms	Notes the officers that do not have an active	If no report at 12 months appears in red		
Exc Award (06/30/2016, 06/30/2017, 06/30/2020)			Active	22	7	7	0	0.00%	22	2	0				P,S,T,M,VP SC	24+		\$10,029.01
123909	Kaohsiung Intercontinental Network Glory	01/06/2015																
Exc Award (06/30/2021, 06/30/2024)			Active	19	11	11	0	0.00%	19	6	0				P,S,T,M,VP SC	24+		\$4,018.01
46520	KAOHSIUNG KANG TU	08/19/1986																
Exc Award (06/30/2016, 06/30/2017, 06/30/2020)			Active	40	1	18	-17	-29.82%	57	10	0				P,S,T,M,VP SC	7		\$4,047.99
84755	KAOHSIUNG KAO KE TA	01/25/2005																
Exc Award (06/30/2016, 06/30/2017, 06/30/2020)			Active	45	0	1	-1	-2.17%	46	5	0				P,S,T,M,VP SC	24+		\$1,046.01
42102	KAOHSIUNG KUANG MING	12/29/1982																
Exc Award (06/30/2016, 06/30/2017, 06/30/2020)			Active	16	5	8	-3	-15.79%	19	5	0		None		P,S,T,M,VP SC	24+		\$3,022.01
66494	KAOHSIUNG LI TOU	07/24/2002																
Exc Award (06/30/2016, 06/30/2018, 06/30/2020)			Active	36	8	8	0	0.00%	36	3	0				P,S,T,M,VP SC	24+		\$9,038.00
48681	KAOHSIUNG MING FENG	06/09/1988																
Exc Award (06/30/2016, 06/30/2019, 06/30/2020)			Active	22	4	2	2	10.00%	20	11	0				P,S,T,M,VP SC	24+		\$17.00
112037	KAOHSIUNG MING YANG	08/08/2011																
Exc Award (06/30/2023, 06/30/2024)			Active	19	8	4	4	26.67%	15	2	0				P,S,T,M,VP SC	16		\$10,022.99
54555	KAOHSIUNG MU MEN	06/03/1993																
Exc Award (06/30/2016, 06/30/2017, 06/30/2020)			Active	34	2	0	2	6.25%	32		0				P,S,T,M,VP SC	24+		\$2,033.99
54550	KAOHSIUNG NEW KAOHSIUNG	06/01/1993																
Exc Award (06/30/2016, 06/30/2017, 06/30/2020)			Active	21	12	1	11	110.00%	10	3	0		None		P,S,T,M,VP SC	N/A		\$14,521.00
147598	Kaohsiung Pao Ann	07/15/2021																
Exc Award (06/30/2023)			Active	65	10	0	10	18.18%	55		2				P,S,T,M,VP SC	N/A		\$1,056.00
135996	Kaohsiung PK Happy	07/23/2018																
Exc Award (06/30/2019, 06/30/2022, 06/30/2020)			Active	40	3	5	-2	-4.76%	42	16	0				P,S,T,M,VP SC	15		\$5,033.99
39742	KAOHSIUNG PO AY	04/13/1981																
Exc Award (06/30/2016, 06/30/2018, 06/30/2020)			Active	49	4	0	4	8.89%	45		0				P,S,T,M,VP SC	24		\$4,049.00
41569	KAOHSIUNG PORT	06/25/1982																
Exc Award (06/30/2017, 06/30/2019, 06/30/2020)			Active	22	2	3	-1	-4.35%	23	2	0				P,S,T,M,VP SC	24+		\$1,022.99
53112	KAOHSIUNG SHIN SHIN	05/19/1992																
Exc Award (06/30/2016, 06/30/2017, 06/30/2020)																		



# Club Health Assessment for District 300E 5 through June 2025

			Status	Membership							Reports					Finance		LCIF
Club Number	Club Name	Charter Date		Current Member Count	YTD Members Added	YTD Members Dropped	YTD Net Growth	YTD Net Growth%	Member Count 12 Months Ago	Avg. length of service for dropped members	Months Since Last MMR ***	Yrs. Since Last Officer Report	President Rotation	Vice President Reported ****	Months Since Last Activity Report ***	Account Balance	Donations for current Fiscal Year	
			Number of times on status quo within last two years	If below 15 members appears				If net loss is greater than 20% appears			If no report in 3 months appears in	When more than one year appears in	Number of repeat terms	Notes the officers that do not have an active	If no report at 12 months appears in red			
41212	KAOHSIUNG SHINN YIH Exc Award (06/30/2018, 06/30/2020, 06/30/2021)	04/23/1982	Active	42	13	2	11	35.48%	31	33	0			P,S,T,M,VP SC	0		\$12,036.99	
152583	Kaohsiung Spring Autumn Pavilion	09/14/2022	Active	24	17	6	11	84.62%	13	5	0		None	P,S,T,M,VP SC	N/A		\$29.99	
63517	KAOHSIUNG SUPER STAR Exc Award (06/30/2018, 06/30/2021, 06/30/2022)	08/11/2000	Active	22	9	0	9	69.23%	13		7			P,S,T,M,VP SC	24+		\$1,019.02	
140427	Kaohsiung Taipei Tech Exc Award (06/30/2022)	12/10/2019	Active	17	1	2	-1	-5.56%	18	5	0			P,S,T,M,VP SC	N/A		\$18.01	
60735	KAOHSIUNG TUNG HSIN Exc Award (06/30/2016, 06/30/2017, 06/30/2021)	05/08/1998	Active	21	4	2	2	10.53%	19	6	0			P,S,T,M,VP SC	24+		\$6,019.02	
131146	Kaohsiung United Charities Exc Award (06/30/2020, 06/30/2021)	06/02/2017	Active	22	6	4	2	10.00%	20	3	0			P,S,T,M,VP SC	N/A		\$25.01	
47118	KAOHSIUNG VICTORY Exc Award (06/30/2016, 06/30/2019, 06/30/2021)	03/31/1987	Active	20	3	6	-3	-13.04%	23	3	0			P,S,T,M,VP SC	24+		\$2,025.01	
45015	KAOHSIUNG WEN HUA Exc Award (06/30/2016, 06/30/2020, 06/30/2021)	05/30/1985	Active	24	5	4	1	4.35%	23	3	0			P,S,T,M,VP SC	24+		\$1,024.00	
45193	KAOHSIUNG WU FU Exc Award (06/30/2017, 06/30/2019, 06/30/2021)	06/25/1985	Active	31	1	0	1	3.33%	30		0			P,S,T,M,VP SC	16		\$3,031.00	
57237	KAOHSIUNG YI HSIN Exc Award (06/30/2016, 06/30/2017, 06/30/2021)	07/12/1995	Active	25	3	3	0	0.00%	25	3	0			P,S,T,M,VP SC	24+		\$2,025.01	
152849	Kaohsiung Zhen Hai Exc Award (06/30/2023, 06/30/2024)	11/04/2022	Active	31	11	20	-9	-22.50%	40	2	0			P,S,T,M,VP SC	7		\$1,039.01	

Clubs Cancelled Previous Fiscal Year – Clubs Cancelled within last 12 months may be reinstated

Club Number	Club Name	Charter Date	Current Status*	Cancellation Date
23379	KAOHSIUNG CENTRAL	11/21/1972	Cancelled(6*)	08/29/2023



# Club Health Assessment for District 300E 5 through June 2025

				Status				Membership						Reports				Finance		LCIF
Club Number	Club Name	Charter Date			Current Member Count	YTD Members Added	YTD Members Dropped	YTD Net Growth	YTD Net Growth%	Member Count 12 Months Ago	Avg. length of service for dropped members	Months Since Last MMR ***	Yrs. Since Last Officer Report	President Rotation	Vice President Reported ****	Months Since Last Activity Report ***	Account Balance	Donations for current Fiscal Year		
				Number of times on status quo within last two years	If below 15 members appears			If net loss is greater than 20% appears			If no report in 3 months appears in			When more than one year appears in	Number of repeat terms	Notes the officers that do not have an active	If no report at 12 months appears in red			
Current Total Clubs Count	YTD New Clubs Count	YTD Cancelled Clubs Count	YTD Net Club Gain	Current Total Members Count	YTD Add	YTD Drop	YTD Net Growth	YTD Net Growth %	Member Count 12 Months Ago	Average Member Count Per Club	% of Clubs with less than 20 members	% No MMR in 3 Months	% No Officer Report in 12 Months	% of Clubs with balance 90+ days	Number of Clubs in Status Quo	% Status Quo Clubs in Financial Suspension	Number of Cancelled Clubs	Average Cancelled Club Age	Members Lost Due to Cancellation	% of Clubs Cancelled for Non-Financial Reasons
54	1	0	1	1,485	355	334	21	1.43%	1,466	28	33%	7%	0%	0%	0	0%	0	0	0	0%

\* - P - Priority Club. Cancellation Reasons: 1-Objectives/conduct, 2-Non-active club, 5-Non-existing club, 6-Disbanding, 7-Merger, 8-Financial Suspension, 9-District/Multiple District Dues.

\*\* - Abbreviation: P-President, S-Secretary, T-Treasurer, M-Member Chairperson, VP-First Vice President, MC-Communications Chairperson, SC-Service Chairperson

\*\*\* - Abbreviation: N/R - Never reported using the Lions Clubs website, N/A - Not applicable, No password registered for the Lions Clubs website.

\*\*\*\* - Abbreviation: N - New, IP - Immediate Past, R - Repeat.